

# SKT 50



## Stud Thyristor

## Line Thyristor

### SKT 50

### Features

- Hermetic metal case with glass insulator
- Threaded stud ISO M8 or UNF 1/4-28
- International standard case

### Typical Applications

- DC motor control (e. g. for machine tools)
- Controlled rectifiers (e. g. for battery charging)
- AC controllers (e. g. for temperature control)
- Recommended snubber network e. g. for  $V_{VRMS} \leq 400$  V:  
 $R = 68 \Omega / 11$  W,  $C = 0,22 \mu F$

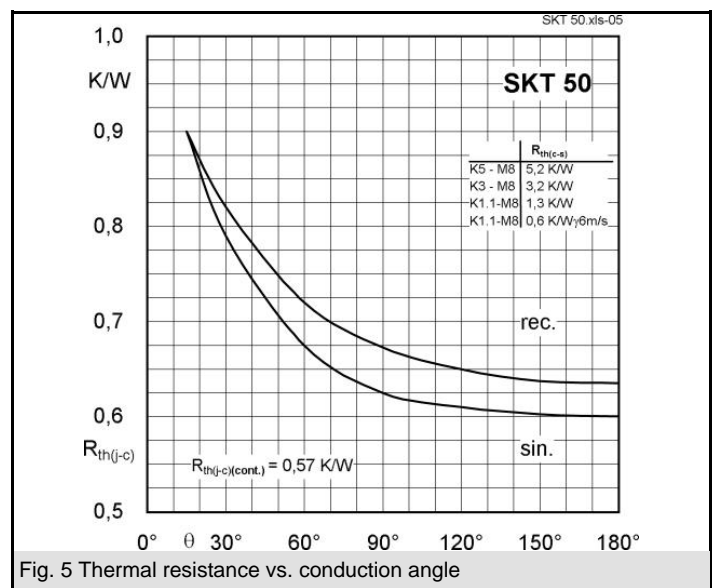
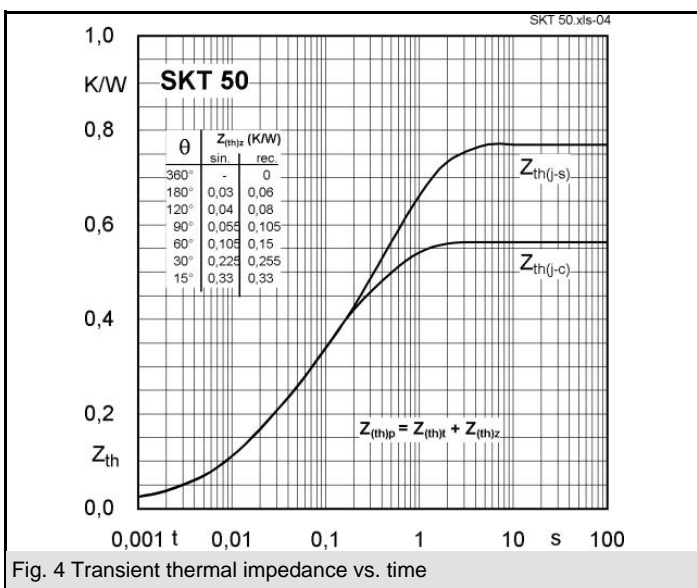
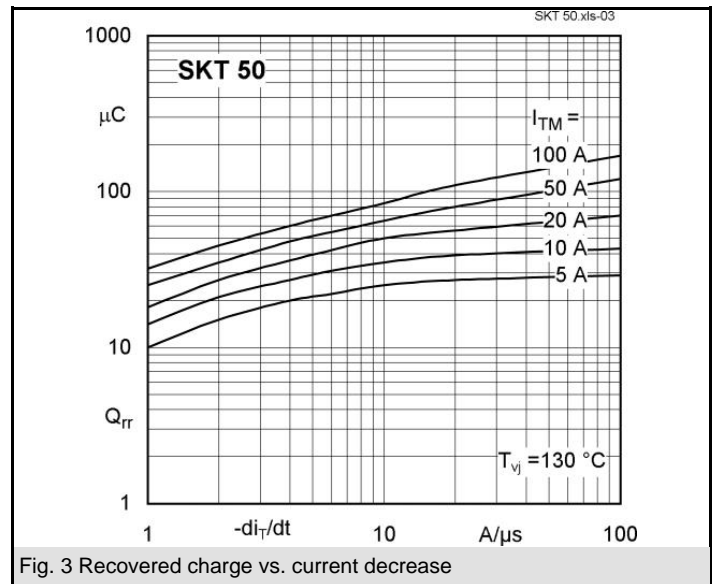
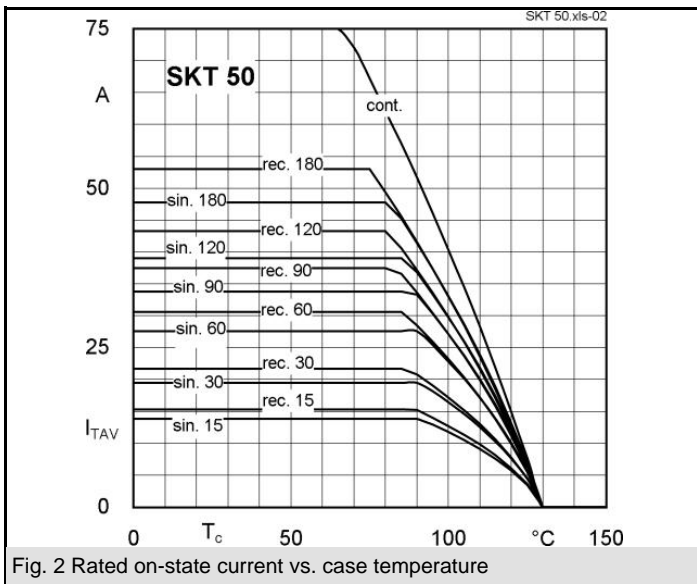
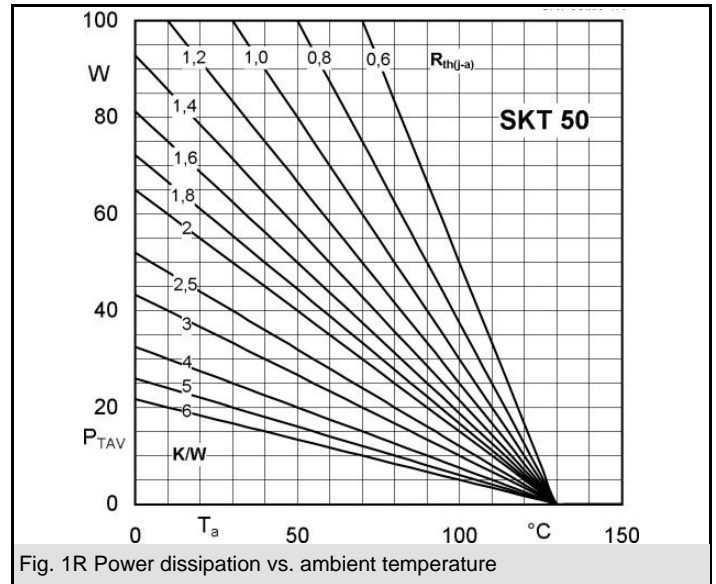
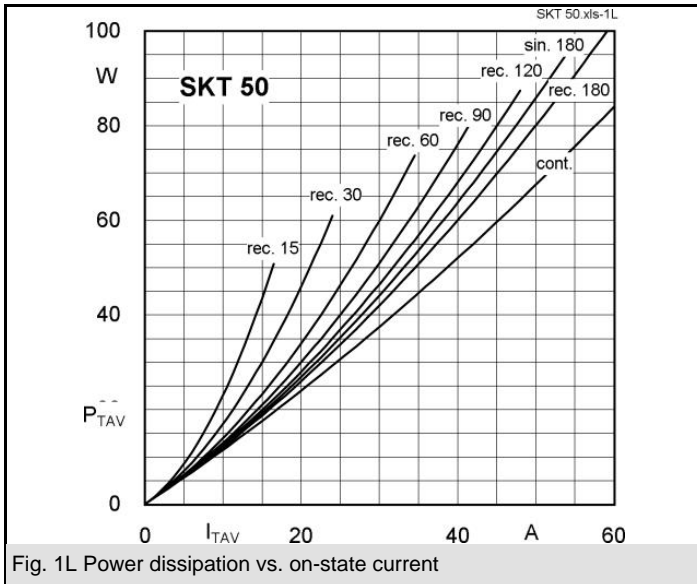
1) Available with UNF thread 1/4-28 UNF2A, e. g. SKT 50/06D UNF

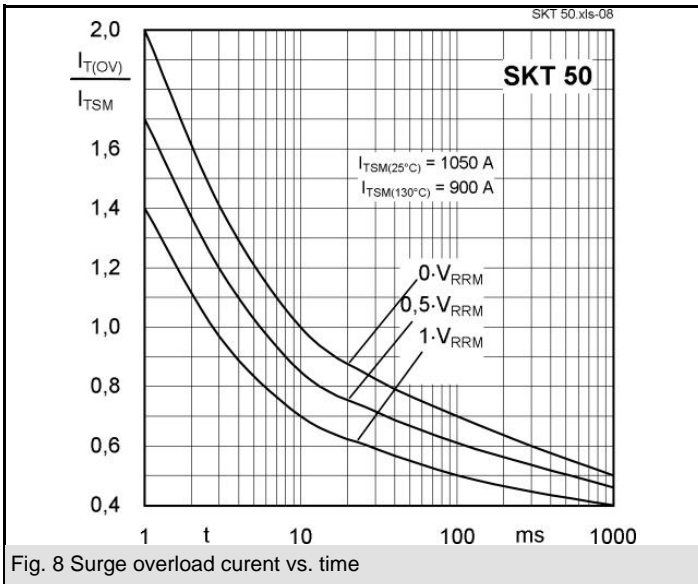
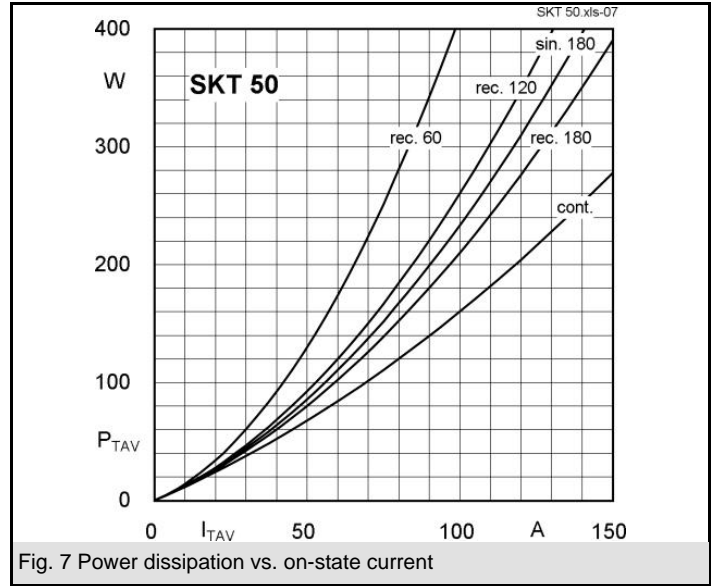
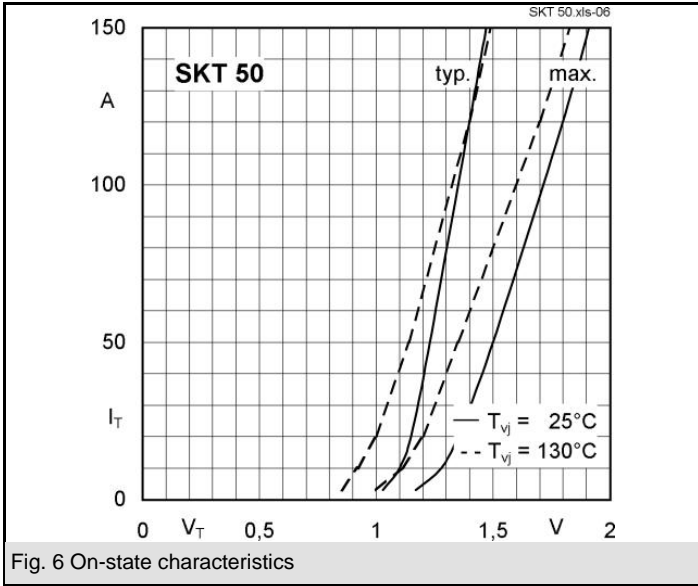
$V_{RSM}$ V	$V_{RRM}, V_{DRM}$ V	$I_{TRMS} = 78$ A (maximum value for continuous operation) $I_{TAV} = 50$ A (sin. 180; $T_c = 78$ °C)	
700	600	SKT 50/06D <sup>1)</sup>	
900	800	SKT 50/08D	
1300	1200	SKT 50/12E <sup>1)</sup>	
1500	1400	SKT 50/14E <sup>1)</sup>	
1700	1600	SKT 50/16E <sup>1)</sup>	
1900	1800	SKT 50/18E	

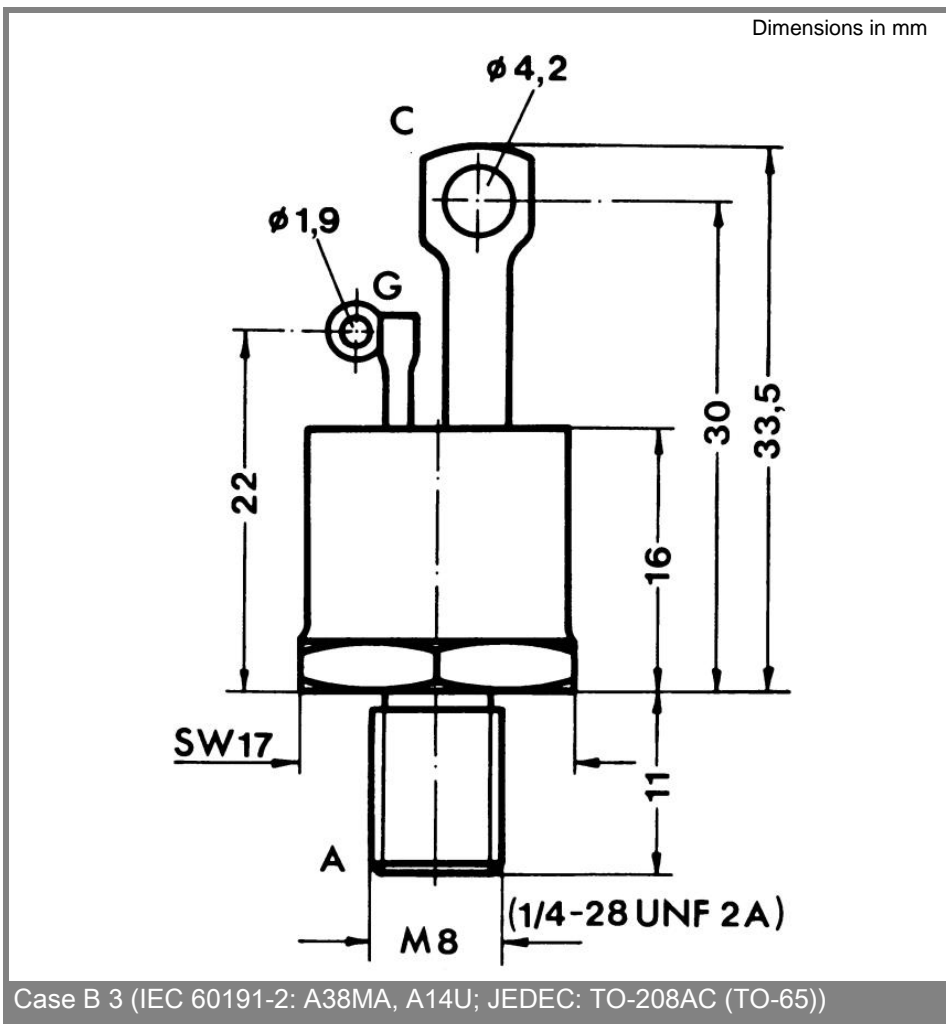
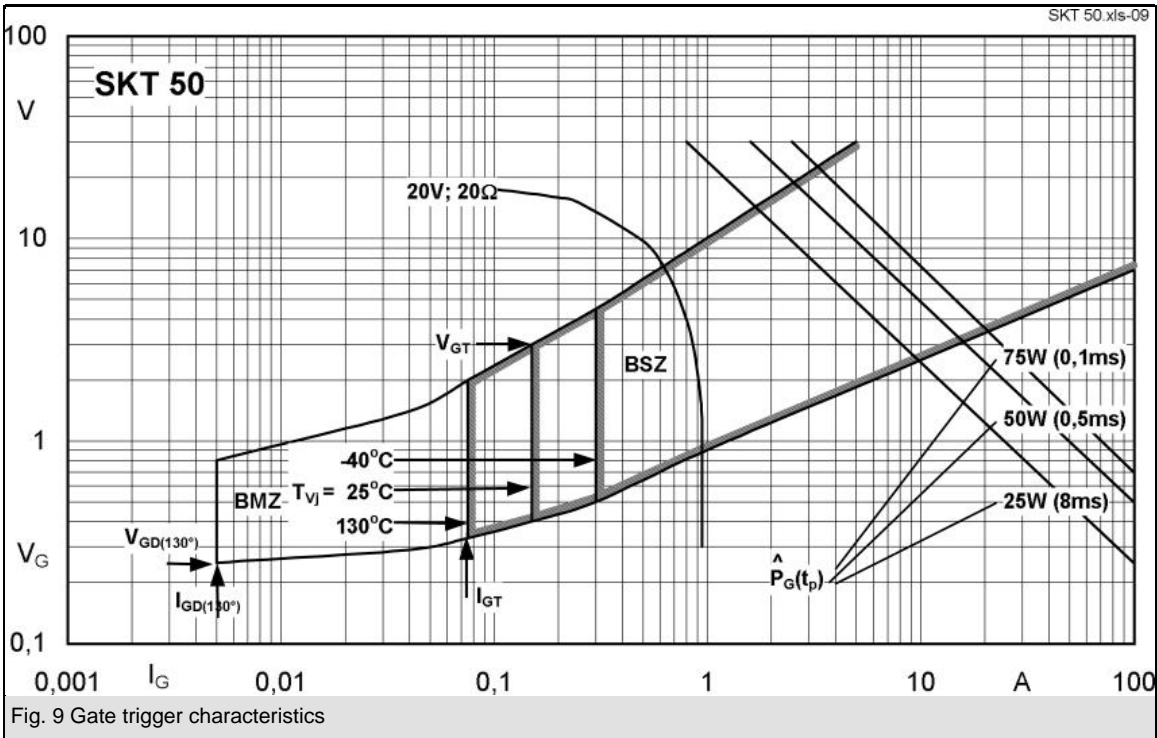
Symbol	Conditions	Values	Units
$I_{TAV}$	sin. 180; $T_c = 100$ (85) °C	33 (45)	A
$I_D$	K5; $T_a = 45$ °C; B2 / B6 K3; $T_a = 45$ °C; B2 / B6	25 / 36 36 / 50	A
$I_{RMS}$	K3; $T_a = 45$ °C; W1C	40	A
$I_{TSM}$	$T_{vj} = 25$ °C; 10 ms $T_{vj} = 130$ °C; 10 ms	1050 900	A
$i^2t$	$T_{vj} = 25$ °C; 8,35 ... 10 ms $T_{vj} = 130$ °C; 8,35 ... 10 ms	5000 4000	A <sup>2</sup> s
$V_T$	$T_{vj} = 25$ °C; $I_T = 120$ A	max. 1,8	V
$V_{T(TO)}$	$T_{vj} = 130$ °C	max. 1,1	V
$r_T$	$T_{vj} = 130$ °C	max. 5	mΩ
$I_{DD}, I_{RD}$	$T_{vj} = 130$ °C; $V_{RD} = V_{RRM}, V_{DD} = V_{DRM}$	max. 8	mA
$t_{gd}$	$T_{vj} = 25$ °C; $I_G = 1$ A; $di_G/dt = 1$ A/μs	1	μs
$t_{gr}$	$V_D = 0,67 * V_{DRM}$	1,5	μs
$(di/dt)_{cr}$	$T_{vj} = 130$ °C	max. 50	A/μs
$(dv/dt)_{cr}$	$T_{vj} = 130$ °C; SKT ...D / SKT ...E	max. 500 / 1000	V/μs
$t_q$	$T_{vj} = 130$ °C	100	μs
$I_H$	$T_{vj} = 25$ °C; typ. / max.	100 / 200	mA
$I_L$	$T_{vj} = 25$ °C; $R_G = 33 \Omega$ ; typ. / max.	250 / 400	mA
$V_{GT}$	$T_{vj} = 25$ °C; d.c.	min. 3	V
$I_{GT}$	$T_{vj} = 25$ °C; d.c.	min. 150	mA
$V_{GD}$	$T_{vj} = 130$ °C; d.c.	max. 0,25	V
$I_{GD}$	$T_{vj} = 130$ °C; d.c.	max. 5	mA
$R_{th(j-c)}$	cont.	0,57	K/W
$R_{th(j-c)}$	sin. 180	0,6	K/W
$R_{th(j-c)}$	rec. 120	0,65	K/W
$R_{th(c-s)}$		0,2	K/W
$T_{vj}$		- 40 ... + 130	°C
$T_{stg}$		- 55 ... + 150	°C
$V_{isol}$		-	V~
$M_s$	to heatsink	4 (UNF: 2,5)	Nm
$a$		5 * 9,81	m/s <sup>2</sup>
$m$	approx.	2,2	g
Case		B 3	



SKT







This technical information specifies semiconductor devices but promises no characteristics. No warranty or guarantee expressed or implied is made regarding delivery, performance or suitability.