Part Numbering System

CL	10	C	101	J	B	8	N	N	N	C
1	2	3	4	5	6	7	8	9	10	11

1. SERIES CODE
CL=Multi layer Ceramic Capacitors

2. SIZE CODE — inch(㎜)
02=01005(0402) 21=0805(2012) 43=1812(4532)
03=0201(0603) 31=1206(3216) 55=2220(5750)
05=0402(1005) 32=1210(3225)
10=0603(1608) 42=1808(4520)

★ 3. DIELECTRIC CODE

Class Ⅰ	Class Ⅱ
C=C0G	A=X5R F=Y5V B=X7R X=X6S Y=X7S

★★ 4. CAPACITANCE CODE
Capacitance expressed in pF. 2 significant digits plus number of zeros.
example) 106=10×10⁶=10000000pF
For Values < 10pF, Letter R denotes decimal point
example) 1R5=1.5pF

5. TOLERANCE CODE
A=±0.05pF D=±0.5pF J=±5% Z=+80/-20%
B=±0.1pF F=±1pF, ±1%* K=±10%
C=±0.25pF G=±2% M=±20%
*For Values ≤ 10pF, F=±1pF
Values > 10pF, F=±1%

6. RATED VOLTAGE CODE
R=4V O=16V B=50V E=250V H=630V K=3000V
Q=6.3V A=25V C=100V F=350V I=1000V
P=10V L=35V D=200V G=500V J=2000V

★★★ 7. THICKNESS CODE
3=0.30㎜ A=0.65㎜ F=1.25㎜ L=3.20㎜ S=1.35㎜
5=0.50㎜ C=0.85㎜ H=1.60㎜ M=1.15㎜ U=1.80㎜
8=0.80㎜ D=1.00㎜ I=2.00㎜ P=1.15㎜ V=2.50㎜
9=0.90㎜ E=1.10㎜ J=2.50㎜ Q=1.25㎜ Y=1.25㎜

8. INNER ELECTRODE / TERMINATION / PLATING CODE
A=Normal Product Pd / Ag / Ni barrier / Sn 100%
N=Normal Product Ni / Cu / Ni barrier / Sn 100%
G=Normal Product Cu / Cu / Ni barrier / Sn 100%
L=Low profile Ni / Cu / Ni barrier / Sn 100%
S=Nomal Product Ni/Cu/Ag-Epoxy/Ni barrier /Sn100%

9. PRODUCT CODE
A=Array(2-element) L=LICC
B=Array(4-element) N=Normal

*Size tolerance

Code \ Size	0201(0603)	0402(1005)	0603(1608)	0805(2012)
S	±0.05	±0.07	±0.07	
Q	±0.07	±0.1	±0.15	±0.15
R	±0.1	±0.15	±0.2	±0.2
U	-	±0.2	-	-

10. SPECIAL CODE
N=special code

11. PACKAGING CODE
B=Bulk O=Cardboard Tape, 10"Reel E=Embossed Type, 7"Reel
P=Bulk Case D=Cardboard Tape, 13"Reel(10,000ea) F=Embossed Type, 13"Reel
C=Cardboard Tape, 7"Reel L=Cardboard Tape, 13"Reel(15,000ea) S=Embossed Type, 10"Reel

Class Ⅰ (Temperature Compensation)

Symbol	EIA Code	Operation Temperature Range(℃)	Temperature Coefficient Range(ppm/℃)
C	C0G	-55~+125	0±30

★ Class Ⅱ (High Dielectric Constant)

Symbol	EIA Code	Operation Temperature Range(℃)	Capacitance Change(△C %)
A	X5R	-55~+85	±15
B	X7R	-55~+125	±15
X	X6S	-55~+105	±22
F	Y5V	-30~+85	-82~+22
Y	X7S	-55~+125	±22

★★

Series	TC	Capacitance Step											
E-3	Y5V	1.0				2.2				4.7			
E-6	X5R X7R X6S	1.0		1.5		2.2		3.3		4.7		6.8	
E-12	C0G	1.0	1.2	1.5	1.8	2.2	2.7	3.3	3.9	4.7	5.6	6.8	8.2

★★★

Size	Code	Thickness(mm)	Spec(mm)	Size	Code	Thickness(mm)	Spec(mm)
01005(0402)	2	0.20	±0.02	1210(3225)	H	1.60	±0.20
0201(0603)	3	0.30	±0.03		U	1.80	±0.20
0402(1005)	5	0.50	±0.05		I	2.00	±0.20
0603(1608)	5	0.50	+0.0/-0.1		J	2.50	±0.20
	8	0.80	±0.10		V	2.50	±0.30
0805(2012)	A	0.65	±0.10	1808(4520)	F	1.25	±0.20
	C	0.85	±0.10		H	1.60	±0.20
	D	1.00	±0.15		I	2.00	±0.20
	F	1.25	±0.10	1812(4532)	F	1.25	±0.20
	Q	1.25	±0.15		H	1.60	±0.20
	Y	1.25	±0.2		I	2.00	±0.20
1206(3216)	C	0.85	±0.15		J	2.50	±0.20
			*±0.10		L	3.20	±0.30
	D	1.00	±0.15	2220(5750)	F	1.25	±0.20
	E	1.10	±0.10		H	1.60	±0.20
	P	1.15	±0.10		I	2.00	±0.20
	F	1.25	±0.15		J	2.50	±0.20
	H	1.60	±0.20		L	3.20	±0.30
1210(3225)	C	0.85	±0.15				
			*±0.10				
	9	0.90	±0.10				
	M	1.15	±0.10				
	F	1.25	±0.20				
	S	1.35	±0.15				

■ * Mark is only applicable to "L" code , 12th code in part number.
■ Please discuss with sales person with regard to Pd products.

Part Numbering System
General Capacitors
High Capacitance Capacitors
Super Small Size Capacitors
Medium-High Voltage Capacitors
Array Type Capacitors
Low ESL Capacitors
Reliability Test Condition
Premium Capacitors for Automotive Applications
Packaging Specification
Application Manual for Surface Mounting

General Capacitors



Feature

- Wide selection of size : from 0402 to 2220
- Highly reliable tolerance and high speed automatic chip placement on PCBs
- Wide capacitance range
- Wide temperature compensation and voltage range
  : from C0G to Y5V and from 6.3V to 50V
- Highly reliable performance
- Highly resistant termination metal
- Tape & reel for surface mount assembly

Application

- HHP, DSC, DVC, LCD, TV, Car Navigation, Memory Module, PDA, Game Machine
- Tuner (Product code C is suitable.)
  ※ Medical, Aviation, Automobile device should be following a special specification.

Structure and Dimensions

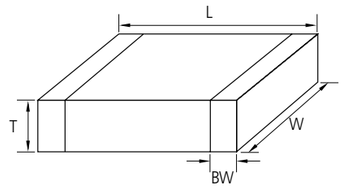

Size Code	EIA Code	Dimension(mm)				
		L	W	T	Thickness Code	BW
05	0402	1.00±0.05	0.50±0.05	0.50±0.05	5	0.2+0.15/-0.1
10	0603	1.60±0.10	0.80±0.10	0.50+0.0/-0.1	5	0.30±0.20
				0.80±0.10	8	
21	0805	2.00±0.10	1.25±0.10	0.85±0.10	C	0.5+0.2/-0.3
				1.25±0.10	F	
		2.00±0.15	1.25±0.15	1.25±0.15	Q	
		2.00±0.20	1.25±0.20	1.25±0.20	Y	
31	1206	3.20±0.20	1.60±0.20	0.60±0.10	6	0.50±0.30
				0.85±0.15 0.85±0.10(*)	C	
				1.15±0.10	P	
		3.20±0.15	1.60±0.15	1.25±0.15	F	
		3.20±0.20	1.60±0.20	1.60±0.20	H	
32	1210	3.20±0.30	2.50±0.20	0.85±0.15 0.85±0.10(*)	C	0.60±0.30
				0.90±0.10	9	
				1.60±0.20	H	
				1.80±0.20	U	
				2.00±0.20	I	
				2.50±0.20	J	
		3.20±0.40	2.50±0.30	2.50±0.30	v	
42	1808	4.50±0.40	2.00±0.20	2.00±0.20	I	0.80±0.30
43	1812	4.50±0.40	3.20±0.30	3.20±0.30	L	0.80±0.30
55	2220	5.70±0.40	5.00±0.40	3.20±0.30	L	1.00±0.30

■ * Mark is only applicable to "L" code , 12th code in part number.

General Capacitors Table (C0G)

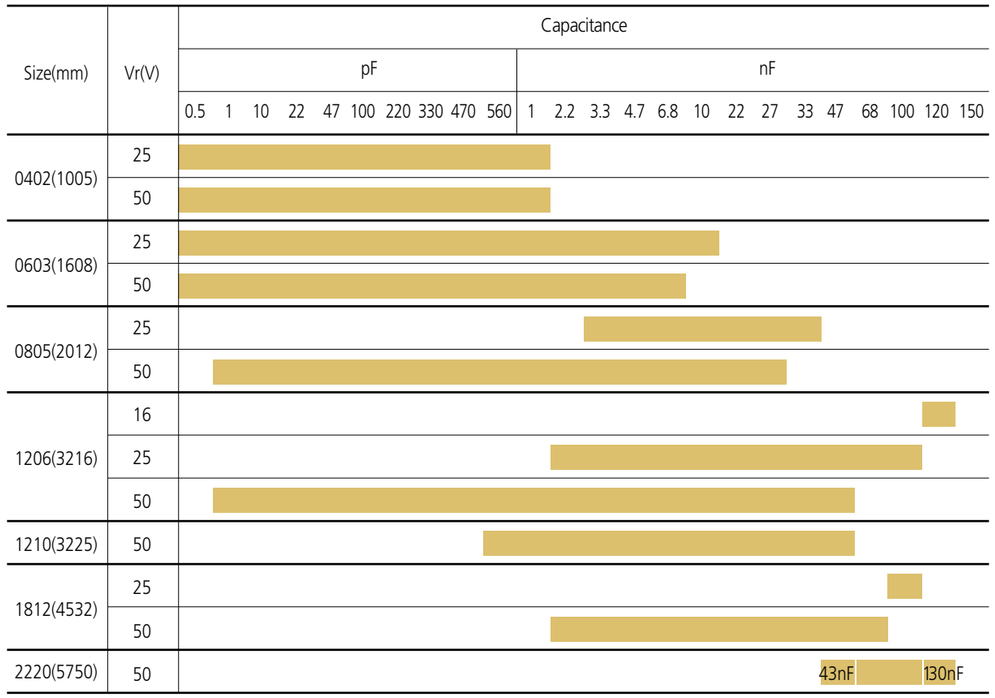

Part Numbering System
General Capacitors
High Capacitance Capacitors
Super Small Size Capacitors
Medium-High Voltage Capacitors
Array Type Capacitors
Low ESL Capacitors
Reliability Test Condition
Premium Capacitors for Automotive Applications
Packaging Specification
Application Manual for Surface Mounting

General Capacitors Table (X5R)

Size(mm)	Vr(V)	Capacitance (uF) 0.1	0.22	0.47	1	2.2	4.7	10	22	47	100
0402(1005)	4										
	6.3										
	10										
	16										
	25										
0603(1608)	4										
	6.3										
	10										
	16										
	25										
	50										
0805(2012)	4										
	6.3										
	10										
	16										
	25										
	50										
1206(3216)	6.3										
	10										
	16										
	25										
	50										
1210(3225)	6.3										
	10										
	16										
	25										

General Capacitors Table_Low Profile (X5R)

Size(mm)	Tmax (mm)	Vr(V)	Capacitance (uF) 1	2.2	4.7	10	22	33	47
0402(1005)	0.3	6.3	X6S						
		10							
		16							
0603(1608)	0.5	6.3							
		10							
		16							
		25							
0805(2012)	0.7	10							
		16							
		25							
	0.95	4					(Tmax=1.0)		
		6.3					(Tmax=1.0)		
		10							
		16							
		25				X6S			
1206(3216)	0.7	10							
	0.95	6.3							
		10							
		16							
		25				X6S			
		50	(Tmax=1.0)		(Tmax=1.0)				
1210(3225)	0.95	16							
	2.0	25							
		35							
		50							

Part Numbering System
General Capacitors
High Capacitance Capacitors
Super Small Size Capacitors
Medium-High Voltage Capacitors
Array Type Capacitors
Low ESL Capacitors
Reliability Test Condition
Premium Capacitors for Automotive Applications
Packaging Specification
Application Manual for Surface Mounting

General Capacitors Table (X6S)

Size(mm)	Vr(V)	Capacitance (uF) 0.1	0.22	0.47	1	2.2	4.7	10	22	47	100
0402(1005)	4										
	6.3										
	10										
0603(1608)	4										
	6.3										
	10										
	16										
	25										
0805(2012)	4										
	6.3										
	10										
	16										
	25										
1206(3216)	6.3										
	10										
	16										
	25										
1210(3225)	6.3										
	10										
	16										
	25										

General Capacitors Table (X7R)

Size(mm)	Vr(V)	Capacitance (uF) 0.1	0.22	0.47	1	2.2	4.7	10	22	47	100
0402(1005)	6.3										
	10										
	16										
0603(1608)	6.3										
	10										
	16										
	25										
	50										
0805(2012)	6.3										
	10										
	16										
	25						X7S				
	35										
	50										
1206(3216)	6.3										
	10										
	16										
	25										
	35										
	50										
1210(3225)	6.3										
	10										
	16										
	25										
	50										

Part Numbering System
General Capacitors
High Capacitance Capacitors
Super Small Size Capacitors
Medium-High Voltage Capacitors
Array Type Capacitors
Low ESL Capacitors
Reliability Test Condition
Premium Capacitors for Automotive Applications
Packaging Specification
Application Manual for Surface Mounting

General Capacitors Table (Y5V)

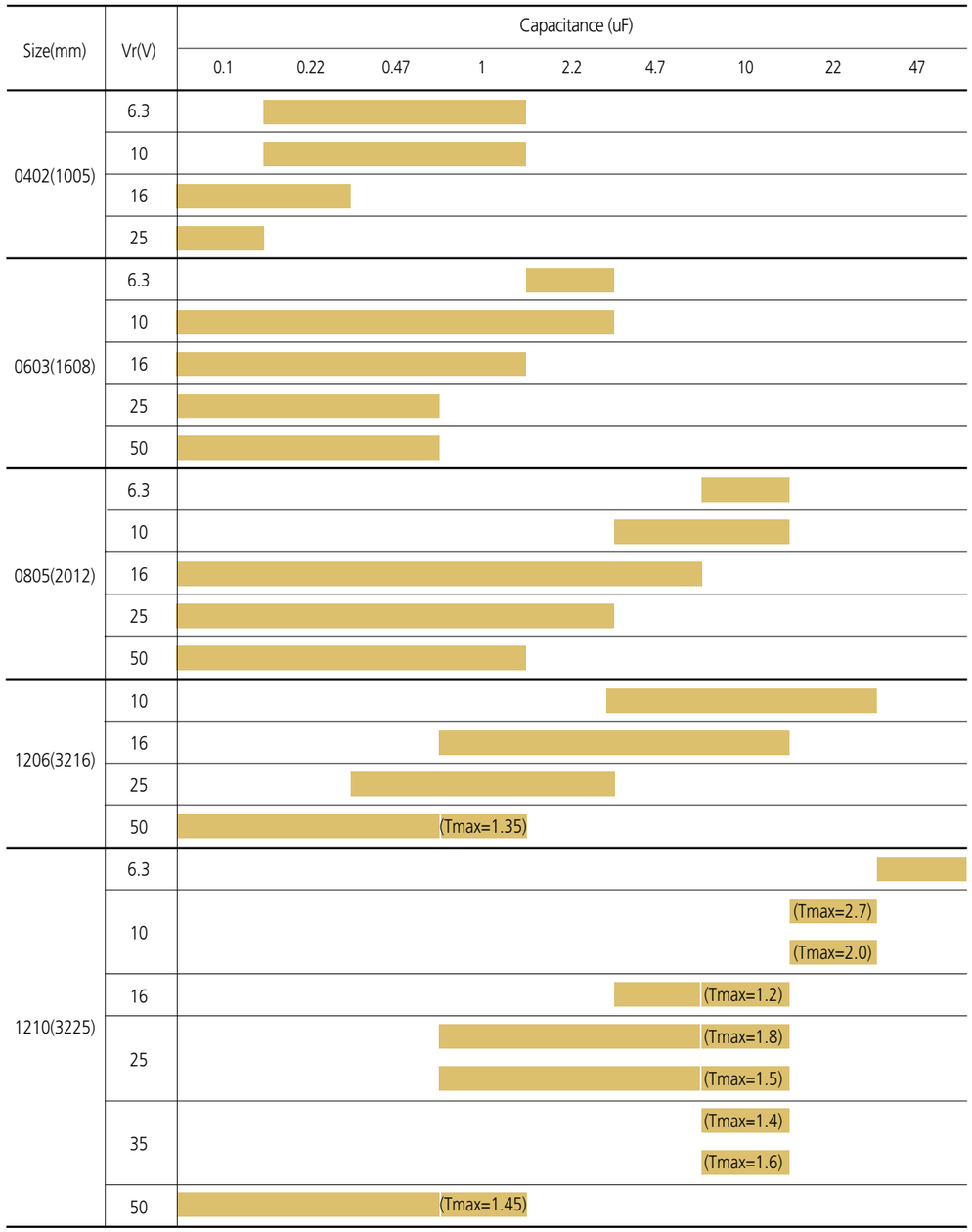

Product Lineup (General Capacitors-C0G)

	Part Number	Size L×W (mm)	Capacitance	Rated Voltage (Vdc)	Capacitance Tolerance	Thickness Max. (mm)
1	CL05C0R5CB5NNN □		0.5pF	50	±0.25pF	0.55
2	CL05CR75CB5NNN □		0.75pF	50	±0.25pF	0.55
3	CL05C010CB5NNN □		1.0pF	50	±0.25pF	0.55
4	CL05C1R2CB5NNN □		1.2pF	50	±0.25pF	0.55
5	CL05C1R5CB5NNN □		1.5pF	50	±0.25pF	0.55
6	CL05C1R8CB5NNN □		1.8pF	50	±0.25pF	0.55
7	CL05C020CB5NNN □		2.0pF	50	±0.25pF	0.55
8	CL05C2R2CB5NNN □		2.2pF	50	±0.25pF	0.55
9	CL05C2R4CB5NNN □		2.4pF	50	±0.25pF	0.55
10	CL05C2R5CB5NNN □		2.5pF	50	±0.25pF	0.55
11	CL05C2R7CB5NNN □		2.7pF	50	±0.25pF	0.55
12	CL05C030CB5NNN □		3.0pF	50	±0.25pF	0.55
13	CL05C3R3CB5NNN □		3.3pF	50	±0.25pF	0.55
14	CL05C3R5CB5NNN □		3.5pF	50	±0.25pF	0.55
15	CL05C3R6CB5NNN □		3.6pF	50	±0.25pF	0.55
16	CL05C3R9CB5NNN □		3.9pF	50	±0.25pF	0.55
17	CL05C040CB5NNN □		4.0pF	50	±0.25pF	0.55
18	CL05C4R3CB5NNN □		4.3pF	50	±0.25pF	0.55
19	CL05C4R7CB5NNN □		4.7pF	50	±0.25pF	0.55
20	CL05C050DB5NNN □		5.0pF	50	±0.5pF	0.55
21	CL05C5R6DB5NNN □		5.6pF	50	±0.5pF	0.55
22	CL05C060DB5NNN □		6.0pF	50	±0.5pF	0.55
23	CL05C6R2DB5NNN □		6.2pF	50	±0.5pF	0.55
24	CL05C6R8DB5NNN □		6.8pF	50	±0.5pF	0.55
25	CL05C070DB5NNN □	1.00×0.50	7.0pF	50	±0.5pF	0.55
26	CL05C080DB5NNN □		8.0pF	50	±0.5pF	0.55
27	CL05C8R2DB5NNN □		8.2pF	50	±0.5pF	0.55
28	CL05C090DB5NNN □		9.0pF	50	±0.5pF	0.55
29	CL05C9R1DB5NNN □		9.1pF	50	±0.5pF	0.55
30	CL05C100JB5NNN □		10pF	50	±5%	0.55
31	CL05C110JB5NNN □		11pF	50	±5%	0.55
32	CL05C120JB5NNN □		12pF	50	±5%	0.55
33	CL05C130JB5NNN □		13pF	50	±5%	0.55
34	CL05C150JB5NNN □		15pF	50	±5%	0.55
35	CL05C160JB5NNN □		16pF	50	±5%	0.55
36	CL05C180JB5NNN □		18pF	50	±5%	0.55
37	CL05C200JB5NNN □		20pF	50	±5%	0.55
38	CL05C220JA5NNN □		22pF	25	±5%	0.55
39	CL05C220JB5NNN □		22pF	50	±5%	0.55
40	CL05C240JB5NNN □		24pF	50	±5%	0.55
41	CL05C270JB5NNN □		27pF	50	±5%	0.55
42	CL05C270JA5NNN □		27pF	25	±5%	0.55
43	CL05C300JB5NNN □		30pF	50	±5%	0.55
44	CL05C330JB5NNN □		33pF	50	±5%	0.55
45	CL05C360JB5NNN □		36pF	50	±5%	0.55
46	CL05C390JB5NNN □		39pF	50	±5%	0.55
47	CL05C430JB5NNN □		43pF	50	±5%	0.55
48	CL05C470JB5NNN □		47pF	50	±5%	0.55
49	CL05C510JB5NNN □		51pF	50	±5%	0.55
50	CL05C560JB5NNN □		56pF	50	±5%	0.55

※ □mark means packaging code. If you want to learn the code or quantity in detail, please see p80.

Part Numbering System
General Capacitors
High Capacitance Capacitors
Super Small Size Capacitors
Medium-High Voltage Capacitors
Array Type Capacitors
Low ESL Capacitors
Reliability Test Condition
Premium Capacitors for Automotive Applications
Packaging Specification
Application Manual for Surface Mounting

Product Lineup (General Capacitors-C0G)

	Part Number	Size L×W (mm)	Capacitance	Rated Voltage (Vdc)	Capacitance Tolerance	Thickness Max. (mm)
51	CL05C620JB5NNN □	1.00×0.50	62pF	50	±5%	0.55
52	CL05C680JB5NNN □		68pF	50	±5%	0.55
53	CL05C750JB5NNN □		75pF	50	±5%	0.55
54	CL05C820JB5NNN □		82pF	50	±5%	0.55
55	CL05C910JB5NNN □		91pF	50	±5%	0.55
56	CL05C101JB5NNN □		100pF	50	±5%	0.55
57	CL05C121JB5NNN □		120pF	50	±5%	0.55
58	CL05C151JB5NNN □		150pF	50	±5%	0.55
59	CL05C181JB5NNN □		180pF	50	±5%	0.55
60	CL05C201JB5NNN □		200pF	50	±5%	0.55
61	CL05C221JB5NNN □		220pF	50	±5%	0.55
62	CL05C271JB5NNN □		270pF	50	±5%	0.55
63	CL05C331JB5NNN □		330pF	50	±5%	0.55
64	CL05C391JB5NNN □		390pF	50	±5%	0.55
65	CL05C471JB5NNN □		470pF	50	±5%	0.55
66	CL05C471JO5NNN □		470pF	16	±5%	0.55
67	CL05C681JB5NNN □		680pF	50	±5%	0.55
68	CL05C821JB5NNN □		820pF	50	±5%	0.55
69	CL05C102JB5NNN □		1nF	50	±5%	0.55
70	CL05C102JA5NNN □		1nF	25	±5%	0.55
71	CL05C102JO5NNN □		1nF	16	±5%	0.55
1	CL10C0R3CB8NNN □	1.60×0.80	0.3pF	50	±0.25pF	0.90
2	CL10C0R5CB8NNN □		0.5pF	50	±0.25pF	0.90
3	CL10CR75CB8NNN □		0.75pF	50	±0.25pF	0.90
4	CL10C010CB8NNN □		1.0pF	50	±0.25pF	0.90
5	CL10C1R2CB8NNN □		1.2pF	50	±0.25pF	0.90
6	CL10C1R5CB8NNN □		1.5pF	50	±0.25pF	0.90
7	CL10C1R8CB8NNN □		1.8pF	50	±0.25pF	0.90
8	CL10C020CB8NNN □		2.0pF	50	±0.25pF	0.90
9	CL10C2R2CB8NNN □		2.2pF	50	±0.25pF	0.90
10	CL10C2R4CB8NNN □		2.4pF	50	±0.25pF	0.90
11	CL10C2R5CB8NNN □		2.5pF	50	±0.25pF	0.90
12	CL10C2R7CB8NNN □		2.7pF	50	±0.25pF	0.90
13	CL10C030CB8NNN □		3.0pF	50	±0.25pF	0.90
14	CL10C3R3CB8NNN □		3.3pF	50	±0.25pF	0.90
15	CL10C3R5CB8NNN □		3.5pF	50	±0.25pF	0.90
16	CL10C3R6CB8NNN □		3.6pF	50	±0.25pF	0.90
17	CL10C3R9CB8NNN □		3.9pF	50	±0.25pF	0.90
18	CL10C040CB8NNN □		4.0pF	50	±0.25pF	0.90
19	CL10C4R3CB8NNN □		4.3pF	50	±0.25pF	0.90
20	CL10C4R7CB8NNN □		4.7pF	50	±0.25pF	0.90
21	CL10C050DB8NNN □		5.0pF	50	±0.5pF	0.90
22	CL10C5R6DB8NNN □		5.6pF	50	±0.5pF	0.90
23	CL10C060DB8NNN □		6.0pF	50	±0.5pF	0.90
24	CL10C6R2DB8NNN □		6.2pF	50	±0.5pF	0.90
25	CL10C6R8DB8NNN □		6.8pF	50	±0.5pF	0.90
26	CL10C070DB8NNN □		7.0pF	50	±0.5pF	0.90
27	CL10C7R5DB8NNN □		7.5pF	50	±0.5pF	0.90
28	CL10C080DB8NNN □		8.0pF	50	±0.5pF	0.90
29	CL10C8R2DB8NNN □		8.2pF	50	±0.5pF	0.90

※ □mark means packaging code. If you want to learn the code or quantity in detail, please see p80.

SAMSUNG ELECTRO-MECHANICS

Product Lineup (General Capacitors-C0G)

	Part Number	Size L×W (mm)	Capacitance	Rated Voltage (Vdc)	Capacitance Tolerance	Thickness Max. (mm)
30	CL10C090DB8NNN □	1.60×0.80	9.0pF	50	±0.5pF	0.90
31	CL10C9R1DB8NNN □		9.1pF	50	±0.5pF	0.90
32	CL10C100JB8NNN □		10pF	50	±5%	0.90
33	CL10C110JB8NNN □		11pF	50	±5%	0.90
34	CL10C120JB8NNN □		12pF	50	±5%	0.90
35	CL10C130JB8NNN □		13pF	50	±5%	0.90
36	CL10C140JB8NNN □		14pF	50	±5%	0.90
37	CL10C150JB8NNN □		15pF	50	±5%	0.90
38	CL10C160JB8NNN □		16pF	50	±5%	0.90
39	CL10C180JB8NNN □		18pF	50	±5%	0.90
40	CL10C200JB8NNN □		20pF	50	±5%	0.90
41	CL10C220JB8NNN □		22pF	50	±5%	0.90
42	CL10C240JB8NNN □		24pF	50	±5%	0.90
43	CL10C250JB8NNN □		25pF	50	±5%	0.90
44	CL10C270JB8NNN □		27pF	50	±5%	0.90
45	CL10C300JB8NNN □		30pF	50	±5%	0.90
46	CL10C330JB8NNN □		33pF	50	±5%	0.90
47	CL10C360JB8NNN □		36pF	50	±5%	0.90
48	CL10C390JB8NNN □		39pF	50	±5%	0.90
49	CL10C430JB8NNN □		43pF	50	±5%	0.90
50	CL10C470JB8NNN □		47pF	50	±5%	0.90
51	CL10C510JB8NNN □		51pF	50	±5%	0.90
52	CL10C560JB8NNN □		56pF	50	±5%	0.90
53	CL10C620JB8NNN □		62pF	50	±5%	0.90
54	CL10C680JB8NNN □		68pF	50	±5%	0.90
55	CL10C750JB8NNN □		75pF	50	±5%	0.90
56	CL10C820JB8NNN □		82pF	50	±5%	0.90
57	CL10C910JB8NNN □		91pF	50	±5%	0.90
58	CL10C101JB8NNN □		100pF	50	±5%	0.90
59	CL10C111JB8NNN □		110pF	50	±5%	0.90
60	CL10C121JB8NNN □		120pF	50	±5%	0.90
61	CL10C131JB8NNN □		130pF	50	±5%	0.90
62	CL10C151JB8NNN □		150pF	50	±5%	0.90
63	CL10C161JB8NNN □		160pF	50	±5%	0.90
64	CL10C181JB8NNN □		180pF	50	±5%	0.90
65	CL10C201JB8NNN □		200pF	50	±5%	0.90
66	CL10C221JB8NNN □		220pF	50	±5%	0.90
67	CL10C241JB8NNN □		240pF	50	±5%	0.90
68	CL10C271JB8NNN □		270pF	50	±5%	0.90
69	CL10C301JB8NNN □		300pF	50	±5%	0.90
70	CL10C331JB8NNN □		330pF	50	±5%	0.90
71	CL10C361JB8NNN □		360pF	50	±5%	0.90
72	CL10C391JB8NNN □		390pF	50	±5%	0.90
73	CL10C431JB8NNN □		430pF	50	±5%	0.90
74	CL10C471JB8NNN □		470pF	50	±5%	0.90
75	CL10C511JB8NNN □		510pF	50	±5%	0.90
76	CL10C561JB8NNN □		560pF	50	±5%	0.90
77	CL10C621JB8NNN □		620pF	50	±5%	0.90
78	CL10C681JB8NNN □		680pF	50	±5%	0.90
79	CL10C751JB8NNN □		750pF	50	±5%	0.90

※ □mark means packaging code. If you want to learn the code or quantity in detail, please see p80.

Part Numbering System
General Capacitors
High Capacitance Capacitors
Super Small Size Capacitors
Medium-High Voltage Capacitors
Array Type Capacitors
Low ESL Capacitors
Reliability Test Condition
Premium Capacitors for Automotive Applications
Packaging Specification
Application Manual for Surface Mounting

Product Lineup (General Capacitors-C0G)

	Part Number	Size L×W (mm)	Capacitance	Rated Voltage (Vdc)	Capacitance Tolerance	Thickness Max. (mm)
80	CL10C821JB8NNN □	1.60×0.80	820pF	50	±5%	0.90
81	CL10C102JB8NNN □		1nF	50	±5%	0.90
82	CL10C182JB8NNN □		1.8nF	50	±5%	0.90
83	CL10C222JB8NNN □		2.2nF	50	±5%	0.90
84	CL10C562JB8NNN □		5.6nF	50	±5%	0.90
1	CL21CR47CBANNN □	2.00×1.25	0.47pF	50	±0.25pF	0.75
2	CL21C0R5CBANNN □		0.5pF	50	±0.25pF	0.75
3	CL21C010CBANNN □		1.0pF	50	±0.25pF	0.75
4	CL21C1R2CBANNN □		1.2pF	50	±0.25pF	0.75
5	CL21C1R5CBANNN □		1.5pF	50	±0.25pF	0.75
6	CL21C1R8CBANNN □		1.8pF	50	±0.25pF	0.75
7	CL21C020CBANNN □		2.0pF	50	±0.25pF	0.75
8	CL21C2R2CBANNN □		2.2pF	50	±0.25pF	0.75
9	CL21C2R4CBANNN □		2.4pF	50	±0.25pF	0.75
10	CL21C2R5CBANNN □		2.5pF	50	±0.25pF	0.75
11	CL21C2R7CBANNN □		2.7pF	50	±0.25pF	0.75
12	CL21C030CBANNN □		3.0pF	50	±0.25pF	0.75
13	CL21C3R2CBANNN □		3.2pF	50	±0.25pF	0.75
14	CL21C3R3CBANNN □		3.3pF	50	±0.25pF	0.75
15	CL21C3R6CBANNN □		3.6pF	50	±0.25pF	0.75
16	CL21C3R9CBANNN □		3.9pF	50	±0.25pF	0.75
17	CL21C040CBANNN □		4.0pF	50	±0.25pF	0.75
18	CL21C4R7CBANNN □		4.7pF	50	±0.25pF	0.75
19	CL21C5R6DBANNN □		5.6pF	50	±0.5pF	0.75
20	CL21C060DBANNN □		6.0pF	50	±0.5pF	0.75
21	CL21C6R8DBANNN □		6.8pF	50	±0.5pF	0.75
22	CL21C070DBANNN □		7.0pF	50	±0.5pF	0.75
23	CL21C7R5DBANNN □		7.5pF	50	±0.5pF	0.75
24	CL21C080DBANNN □		8.0pF	50	±0.5pF	0.75
25	CL21C8R2DBANNN □		8.2pF	50	±0.5pF	0.75
26	CL21C090DBANNN □		9.0pF	50	±0.5pF	0.75
27	CL21C100JBANNN □		10pF	50	±5%	0.75
28	CL21C120JBANNN □		12pF	50	±5%	0.75
29	CL21C130JBANNN □		13pF	50	±5%	0.75
30	CL21C140JBANNN □		14pF	50	±5%	0.75
31	CL21C150JBANNN □		15pF	50	±5%	0.75
32	CL21C160JBANNN □		16pF	50	±5%	0.75
33	CL21C180JBANNN □		18pF	50	±5%	0.75
34	CL21C200JBANNN □		20pF	50	±5%	0.75
35	CL21C220JBANNN □		22pF	50	±5%	0.75
36	CL21C240JBANNN □		24pF	50	±5%	0.75
37	CL21C250JBANNN □		25pF	50	±5%	0.75
38	CL21C270JBANNN □		27pF	50	±5%	0.75
39	CL21C300JBANNN □		30pF	50	±5%	0.75
40	CL21C330JBANNN □		33pF	50	±5%	0.75
41	CL21C360JBANNN □		36pF	50	±5%	0.75
42	CL21C390JBANNN □		39pF	50	±5%	0.75
43	CL21C430JBANNN □		43pF	50	±5%	0.75
44	CL21C470JBANNN □		47pF	50	±5%	0.75
45	CL21C510JBANNN □		51pF	50	±5%	0.75

※ □mark means packaging code. If you want to learn the code or quantity in detail, please see p80.

SAMSUNG ELECTRO-MECHANICS

Product Lineup (General Capacitors-C0G)

	Part Number	Size L×W (mm)	Capacitance	Rated Voltage (Vdc)	Capacitance Tolerance	Thickness Max. (mm)
46	CL21C560JBANNN □	2.00×1.25	56pF	50	±5%	0.75
47	CL21C620JBANNN □		62pF	50	±5%	0.75
48	CL21C680JBANNN □		68pF	50	±5%	0.75
49	CL21C750JBANNN □		75pF	50	±5%	0.75
50	CL21C820JBANNN □		82pF	50	±5%	0.75
51	CL21C910JBANNN □		91pF	50	±5%	0.75
52	CL21C101JBANNN □		100pF	50	±5%	0.75
53	CL21C111JBANNN □		110pF	50	±5%	0.75
54	CL21C121JBANNN □		120pF	50	±5%	0.75
55	CL21C131JBANNN □		130pF	50	±5%	0.75
56	CL21C151JBANNN □		150pF	50	±5%	0.75
57	CL21C161JBANNN □		160pF	50	±5%	0.75
58	CL21C181JBANNN □		180pF	50	±5%	0.75
59	CL21C201JBANNN □		200pF	50	±5%	0.75
60	CL21C221JBANNN □		220pF	50	±5%	0.75
61	CL21C241JBANNN □		240pF	50	±5%	0.75
62	CL21C271JBANNN □		270pF	50	±5%	0.75
63	CL21C301JBANNN □		300pF	50	±5%	0.75
64	CL21C331JBANNN □		330pF	50	±5%	0.75
65	CL21C361JBANNN □		360pF	50	±5%	0.75
66	CL21C391JBANNN □		390pF	50	±5%	0.75
67	CL21C431JBANNN □		430pF	50	±5%	0.75
68	CL21C471JBANNN □		470pF	50	±5%	0.75
69	CL21C511JBANNN □		510pF	50	±5%	0.75
70	CL21C561JBANNN □		560pF	50	±5%	0.75
71	CL21C621JBCNNN □		620pF	50	±5%	0.95
72	CL21C681JBCNNN □		680pF	50	±5%	0.95
73	CL21C751JBCNNN □		750pF	50	±5%	0.95
74	CL21C821JBCNNN □		820pF	50	±5%	0.95
75	CL21C102JBCNNN □		1nF	50	±5%	0.95
76	CL21C122JBFNNN □		1.2nF	50	±5%	1.35
77	CL21C152JBFNNN □		1.5nF	50	±5%	1.35
78	CL21C182JBFNNN □		1.8nF	50	±5%	1.35
79	CL21C222JBFNNN □		2.2nF	50	±5%	1.35
80	CL21C332JAFNNN □		3.3nF	25	±5%	1.35
81	CL21C332JBFNNN □		3.3nF	50	±5%	1.35
82	CL21C392JAANNN □		3.9nF	25	±5%	0.75
83	CL21C392JBFNNN □		3.9nF	50	±5%	1.35
84	CL21C472JAFNNN □		4.7nF	25	±5%	1.35
85	CL21C472JBFNNN □		4.7nF	50	±5%	1.35
86	CL21C562JBFNNN □		5.6nF	50	±5%	1.35
87	CL21C822JAFNNN □		8.2nF	25	±5%	1.35
88	CL21C103JBFNNN □		10nF	50	±5%	1.35
1	CL31C0R5CBCNNN □	3.20×1.60	0.5pF	50	±0.25pF	1.0
2	CL31C010CBCNNN □		1.0pF	50	±0.25pF	1.0
3	CL31C1R5CBCNNN □		1.5pF	50	±0.25pF	1.0
4	CL31C1R8CBCNNN □		1.8pF	50	±0.25pF	1.0
5	CL31C020CBCNNN □		2.0pF	50	±0.25pF	1.0
6	CL31C2R2CBCNNN □		2.2pF	50	±0.25pF	1.0
7	CL31C2R7CBCNNN □		2.7pF	50	±0.25pF	1.0

※ □mark means packaging code. If you want to learn the code or quantity in detail, please see p80.

Part Numbering System
General Capacitors
High Capacitance Capacitors
Super Small Size Capacitors
Medium-High Voltage Capacitors
Array Type Capacitors
Low ESL Capacitors
Reliability Test Condition
Premium Capacitors for Automotive Applications
Packaging Specification
Application Manual for Surface Mounting

Product Lineup (General Capacitors-C0G)

	Part Number	Size L×W (mm)	Capacitance	Rated Voltage (Vdc)	Capacitance Tolerance	Thickness Max. (mm)
8	CL31C030CBCNNN □		3.0pF	50	±0.25pF	1.0
9	CL31C3R3CBCNNN □		3.3pF	50	±0.25pF	1.0
10	CL31C040CBCNNN □		4.0pF	50	±0.25pF	1.0
11	CL31C4R7CBCNNN □		4.7pF	50	±0.25pF	1.0
12	CL31C100JBCNNN □		10pF	50	±5%	1.0
13	CL31C120JBCNNN □		12pF	50	±5%	1.0
14	CL31C150JBCNNN □		15pF	50	±5%	1.0
15	CL31C180JBCNNN □		18pF	50	±5%	1.0
16	CL31C200JBCNNN □		20pF	50	±5%	1.0
17	CL31C220JBCNNN □		22pF	50	±5%	1.0
18	CL31C270JBCNNN □		27pF	50	±5%	1.0
19	CL31C300JBCNNN □		30pF	50	±5%	1.0
20	CL31C330JBCNNN □		33pF	50	±5%	1.0
21	CL31C390JBCNNN □		39pF	50	±5%	1.0
22	CL31C470JBCNNN □		47pF	50	±5%	1.0
23	CL31C510JBCNNN □		51pF	50	±5%	1.0
24	CL31C560JBCNNN □		56pF	50	±5%	1.0
25	CL31C680JBCNNN □		68pF	50	±5%	1.0
26	CL31C750JBCNNN □		75pF	50	±5%	1.0
27	CL31C820JBCNNN □		82pF	50	±5%	1.0
28	CL31C101JBCNNN □		100pF	50	±5%	1.0
29	CL31C121JBCNNN □	3.20×1.60	120pF	50	±5%	1.0
30	CL31C151JBCNNN □		150pF	50	±5%	1.0
31	CL31C181JBCNNN □		180pF	50	±5%	1.0
32	CL31C221JBCNNN □		220pF	50	±5%	1.0
33	CL31C271JBCNNN □		270pF	50	±5%	1.0
34	CL31C331JBCNNN □		330pF	50	±5%	1.0
35	CL31C391JBCNNN □		390pF	50	±5%	1.0
36	CL31C471JBCNNN □		470pF	50	±5%	1.0
37	CL31C561JBCNNN □		560pF	50	±5%	1.0
38	CL31C681JBCNNN □		680pF	50	±5%	1.0
39	CL31C821JBCNNN □		820pF	50	±5%	1.0
40	CL31C102JBCNNN □		1nF	50	±5%	1.0
41	CL31C122JBCNNN □		1.2nF	50	±5%	1.0
42	CL31C152JBCNNN □		1.5nF	50	±5%	1.0
43	CL31C182JBCNNN □		1.8nF	50	±5%	1.0
44	CL31C222JBCNNN □		2.2nF	50	±5%	1.0
45	CL31C272JBFNNN □		2.7nF	50	±5%	1.4
46	CL31C332JBFNNN □		3.3nF	50	±5%	1.4
47	CL31C472JBFNNN □		4.7nF	50	±5%	1.4
48	CL31C682JBHNNN □		6.8nF	50	±5%	1.8
49	CL31C103JAFNNN □		10nF	25	±5%	1.4
50	CL31C223JBHNNN □		22nF	50	±5%	1.8
51	CL31C333JBHNNN □		33nF	50	±5%	1.8
1	CL32C472JBFNNN □		4.7nF	50	±5%	1.45
2	CL32C103JBFNNN □	3.20×2.50	10nF	50	±5%	1.45
3	CL32C223JBHNNN □		22nF	50	±5%	1.80

※ □mark means packaging code. If you want to learn the code or quantity in detail, please see p80.

Product Lineup (General Capacitors-X7R)

	Part Number	Size L×W (mm)	Capacitance	Rated Voltage (Vdc)	Capacitance Tolerance	Thickness Max. (mm)
1	CL05B471KB5NNN □		470pF	50	±10%	0.55
2	CL05B221KB5NNN □		220pF	50	±10%	0.55
3	CL05B681KB5NNN □		680pF	50	±10%	0.55
4	CL05B102KB5NNN □		1nF	50	±10%	0.55
5	CL05B102KA5NNN □		1nF	25	±10%	0.55
6	CL05B222KB5NNN □		2.2nF	50	±10%	0.55
7	CL05B472KB5NNN □		4.7nF	50	±10%	0.55
8	CL05B472KA5NNN □		4.7nF	25	±10%	0.55
9	CL05B682KB5NNN □		6.8nF	50	±10%	0.55
10	CL05B682KA5NNN □		6.8nF	25	±10%	0.55
11	CL05B103KB5NNN □	1.00×0.50	10nF	50	±10%	0.55
12	CL05B103KA5NNN □		10nF	25	±10%	0.55
13	CL05B223KA5NNN □		22nF	25	±10%	0.55
14	CL05B473KO5NNN □		47nF	16	±10%	0.55
15	CL05B473KP5NNN □		47nF	10	±10%	0.55
16	CL05B683KO5NNN □		68nF	16	±10%	0.55
17	CL05B683KP5NNN □		68nF	10	±10%	0.55
18	CL05B104KO5NNN □		100nF	16	±10%	0.55
19	CL05B104KP5NNN □		100nF	10	±10%	0.55
20	CL05B104KQ5NNN □		100nF	6.3	±10%	0.55
1	CL10B101KB8NNN □		100pF	50	±10%	0.9
2	CL10B221KB8NNN □		220pF	50	±10%	0.9
3	CL10B471KB8NNN □		470pF	50	±10%	0.9
4	CL10B681KB8NNN □		680pF	50	±10%	0.9
5	CL10B102KB8NNN □		1nF	50	±10%	0.9
6	CL10B102KA8NNN □		1nF	25	±10%	0.9
7	CL10B222KB8NNN □		2.2nF	50	±10%	0.9
8	CL10B472KB8NNN □		4.7nF	50	±10%	0.9
9	CL10B472KA8NNN □		4.7nF	25	±10%	0.9
10	CL10B682KB8NNN □		6.8nF	50	±10%	0.9
11	CL10B103KB8NNN □	1.60×0.80	10nF	50	±10%	0.9
12	CL10B103KA8NNN □		10nF	25	±10%	0.9
13	CL10B223KA8NNN □		22nF	25	±10%	0.9
14	CL10B473KB8NNN □		47nF	50	±10%	0.9
15	CL10B473KA8NNN □		47nF	25	±10%	0.9
16	CL10B683KB8NNN □		68nF	50	±10%	0.9
17	CL10B683KA8NNN □		68nF	25	±10%	0.9
18	CL10B104KB8NNN □		100nF	50	±10%	0.9
19	CL10B224KA8NNN □		220nF	25	±10%	0.9
20	CL10B224KO8NNN □		220nF	16	±10%	0.9
21	CL10B225KQ8NNN □		2.2uF	63	±10%	0.9
1	CL21B221KBANNN □		220pF	50	±10%	0.75
2	CL21B471KBANNN □		470pF	50	±10%	0.75
3	CL21B681KBANNN □		680pF	50	±10%	0.75
4	CL21B102KBANNN □		1nF	50	±10%	0.75
5	CL21B102KBCNNN □	2.00×1.25	1nF	50	±10%	0.95
6	CL21B222KBANNN □		2.2nF	50	±10%	0.75
7	CL21B222KBCNNN □		2.2nF	50	±10%	0.95
8	CL21B682KBANNN □		6.8nF	50	±10%	0.75
9	CL21B103KBANNN □		10nF	50	±10%	0.75

※ □mark means packaging code. If you want to learn the code or quantity in detail, please see p80.
※ For parts of higher capacitance than those above listed, refer to the product lineup of 'High Cacacitance' subcategory.

Part Numbering System
General Capacitors
High Capacitance Capacitors
Super Small Size Capacitors
Medium-High Voltage Capacitors
Array Type Capacitors
Low ESL Capacitors
Reliability Test Condition
Premium Capacitors for Automotive Applications
Packaging Specification
Application Manual for Surface Mounting

Product Lineup (General Capacitors-X7R)

	Part Number	Size L×W (mm)	Capacitance	Rated Voltage (Vdc)	Capacitance Tolerance	Thickness Max. (mm)
10	CL21B103KBCNNN □	2.00×1.25	10nF	50	±10%	0.95
11	CL21B223KBANNN □		22nF	50	±10%	0.75
12	CL21B223KBCNNN □		22nF	50	±10%	0.95
13	CL21B473KBANNN □		47nF	50	±10%	0.75
14	CL21B473KBCNNN □		47nF	50	±10%	0.95
15	CL21B683KAANNN □		68nF	25	±10%	0.75
16	CL21B683KBCNNN □		68nF	50	±10%	0.95
17	CL21B683KBFNNN □		68nF	50	±10%	1.35
18	CL21B104KBCNNN □		100nF	50	±10%	0.95
19	CL21B104KBFNNN □		100nF	50	±10%	1.35
20	CL21B224KBFNNN □		220nF	50	±10%	1.35
21	CL21B224KAFNNN □		220nF	25	±10%	1.35
22	CL21B224KOCNNN □		220nF	16	±10%	0.95
23	CL21B224KOFNNN □		220nF	16	±10%	1.35
24	CL21B474KBFNNN □		470nF	50	±10%	1.35
25	CL21B474KAFNNN □		470nF	25	±10%	1.35
26	CL21B474KOFNNN □		470nF	16	±10%	1.35
27	CL21B684KOFNNN □		680nF	16	±10%	1.35
28	CL21B684KPFNNN □		680nF	10	±10%	1.35
1	CL31B221KBCNNN □	3.20×1.60	220pF	50	±10%	1.0
2	CL31B471KBCNNN □		470pF	50	±10%	1.0
3	CL31B681KBCNNN □		680pF	50	±10%	1.0
4	CL31B102KBCNNN □		1nF	50	±10%	1.0
5	CL31B222KBCNNN □		2.2nF	50	±10%	1.0
6	CL31B472KBCNNN □		4.7nF	50	±10%	1.0
7	CL31B682KBCNNN □		6.8nF	50	±10%	1.0
8	CL31B103KBCNNN □		10nF	50	±10%	1.0
9	CL31B223KBCNNN □		22nF	50	±10%	1.0
10	CL31B473KBCNNN □		47nF	50	±10%	1.0
11	CL31B683KBCNNN □		68nF	50	±10%	1.0
12	CL31B104KBCNNN □		100nF	50	±10%	1.0
13	CL31B104KACNNN □		100nF	25	±10%	1.0
14	CL31B224KBCNNN □		220nF	50	±10%	1.0
15	CL31B224KAFNNN □		220nF	25	±10%	1.4
16	CL31B474KBFNNN □		470nF	50	±10%	1.4
17	CL31B474KAHNNN □		470nF	25	±10%	1.8
18	CL31B474KOCNNN □		470nF	16	±10%	1.0
19	CL31B684KBHNNN □		680nF	50	±10%	1.8
20	CL31B684KAHNNN □		680nF	25	±10%	1.8
21	CL31B105KBHNNN □		1μF	50	±10%	1.8
22	CL31B105KAHNNN □		1μF	25	±10%	1.8
23	CL31B105KOFNNN □		1μF	16	±10%	1.4
24	CL31B225KBHNNN □		2.2μF	50	±10%	1.8
25	CL31B225KAHNNN □		2.2μF	25	±10%	1.8
26	CL31B225KOHNNN □		2.2μF	16	±10%	1.8
27	CL31B225KPFNNN □		2.2μF	10	±10%	1.4
1	CL32B104KBFNNN □	3.20×2.50	100nF	50	±10%	1.45
2	CL32B224KBFNNN □		220nF	50	±10%	1.45
3	CL32B105KBFNNN □		1μF	50	±10%	1.45
4	CL32B105KAHNNN □		1μF	25	±10%	1.8

※ □mark means packaging code. If you want to learn the code or quantity in detail, please see p80.
※ For parts of higher capacitance than those above listed, refer to the product lineup of 'High Cacacitance' subcategory.

Product Lineup (General Capacitors-X7R)

	Part Number	Size L×W (mm)	Capacitance	Rated Voltage (Vdc)	Capacitance Tolerance	Thickness Max. (mm)
5	CL32B104KBFNNN □	3.20×2.50	100nF	50	±10%	1.45
6	CL32B224KBFNNN □		220nF	50	±10%	1.45
7	CL32B105KBFNNN □		1μF	50	±10%	1.45
8	CL32B105KAHNNN □		1μF	25	±10%	1.8
9	CL32B225KBINNN □		2.2μF	50	±10%	2.2
10	CL32B225KAJNNN □		2.2μF	25	±10%	2.7
11	CL32B474KBFNNN □		470nF	50	±10%	1.45
12	CL32B474KAFNNN □		470nF	25	±10%	1.45
13	CL32B475KOINNN □		4.7μF	16	±10%	2.2
1	CL43B224KBFNNN □	4.50×3.20	220nF	50	±10%	1.45
2	CL43B474KBFNNN □		470nF	50	±10%	1.45
3	CL43B684KBFNNN □		680nF	50	±10%	1.45
4	CL43B105KBFNNN □		1μF	50	±10%	1.45
5	CL43B106KALNNN □		10μF	25	±10%	3.5
6	CL43B226KPJNNN □		22μF	10	±10%	2.7
1	CL55B475KBJNNN □	5.70×5.00	4.7μF	50	±10%	2.7

Product Lineup (General Capacitors-X5R)

	Part Number	Size L×W (mm)	Capacitance	Rated Voltage (Vdc)	Capacitance Tolerance	Thickness Max. (mm)
1	CL05A223KO5NNN □	1.00×0.50	22nF	16	±10%	0.55
2	CL05A104KA5NNN □		100nF	25	±10%	0.55
3	CL05A104KO5NNN □		100nF	16	±10%	0.55
4	CL05A104KP5NNN □		100nF	10	±10%	0.55
5	CL05A104KQ5NNN □		100nF	6.3	±10%	0.55

※ □mark means packaging code. If you want to learn the code or quantity in detail, please see p80.
※ For parts of higher capacitance than those above listed, refer to the product lineup of 'High Cacacitance' subcategory.

Part Numbering System
General Capacitors
High Capacitance Capacitors
Super Small Size Capacitors
Medium-High Voltage Capacitors
Array Type Capacitors
Low ESL Capacitors
Reliability Test Condition
Premium Capacitors for Automotive Applications
Packaging Specification
Application Manual for Surface Mounting