Other Protistor® Fuses
BS88-4 Fuses
10x28, 17x27 - 250 VAC

BRITISH STANDARD
250 VAC - URE - URGS - URZ
From 5 to 180 A
Sizes 10x28 - 17x27

Extremely high breaking capacity fuses: protection of power semiconductors as per IEC standard 60269.1 and 4

250 V voltage rating complying with IEC 33

gr class (ratings from 5 to 32 a)
AS PER VDE 636-23 AND IEC 60269.4

aR CLASS (RATINGS FROM 7 to 180 A) COMPLYING WITH VDE 636-23 AND IEC 60269.4

TWO MODELS COMPLYING WITH BS 88-4
- WITHOUT INDICATOR
- WITH SEPARATE TRIP-INDICATOR (SIZE 17x27)

17x27 URGS are UL Recognized

Main Characteristics

Voltage rating U_N(V)	Size	Class	Current rating I_N(A)	Pre-arcing I^2t @ 1 ms I^2tp (A^2s)	Total clearing I^2t @ U_N A^2s		Watts loss		Tested breaking capacity
					$I_p \leq 30I_N$	$I_p > 30I_N$	0.8 I_N	I_N	
	10 x28	URE	5	1.3	10	11	0.6	1	160k A @ 250 V
			6	1.8	13	15	0.7	1.2	
			10	2.4	18	20	1.2	2.1	
			12	4.3	28	33	1.6	2.8	
			15	6.7	41	48	2.0	3.5	
			20	15.0	85	100	2.2	4.0	
			25	27.0	135	160	2.6	4.7	
			32	53.0	240	280	3.0	5.4	
250V	17x27	URGS	7	1.3	8,5	9,8	0.56	1	160k A @ 250 V
			10	4.5	21	23,8	0.84	1.5	
			12	5.9	27	31	1.1	2.0	
			16	11.2	50	59	1.7	3.0	
			20	15.6	80	100	2.2	3.9	
			25	30.0	130	160	2.7	4.8	
			30	45.0	195	235	3.2	5.6	
			35	63.0	270	330	3.7	6.5	
			50	180.0	7890	940	4.9	8.8	
			60	250.0	1100	1310	5.8	10.4	
			75	380.0	1670	1990	7.2	13.6	
			80	480.0	2100	2530	7.25	13.7	
		URZ	100	730.0	3350	4060	6.5	11.5	160k A @ 250 V
			125	850.0	5720	6920	6.7	12.3	
			150	1250.0	7930	9590	7.4	13.6	
			160	1730.0	9600	11700	8.8	15.6	
			180	2090.0	14500	17500	9.5	17	

Minimum Operating voltage for separate trip indicator = 20 V

Other Protistor® Fuses
BS88-4 Fuses
10x28, 17x27 - 250 VAC

CP 10x28 - Without trip-indicator

Size	Designation	Ref. Number	Pack.	Catalog Number
	2.5 URE 10/5	M082489		BS10UE25V5
	2.5 URE 10/6	E097478		BS10UE25V6
	2.5 URE 10/10	L082488		BS10UE25V10
	2.5 URE 10/12	P097487	10	BS10UE25V12
10x28	2.5 URE 10/15	K082487	(11g)	BS10UE25V15
	2.5 URE 10/20	J082486		BS10UE25V20
	2.5 URE 10/25	X097494		BS10UE25V25
	2.5 URE 10/32	N081984		BS10UE25V32

**BBS 88 part 4 requires respectively Ø8.7 and 8.8

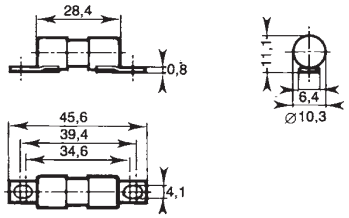

CP 17x27 - Without trip-indicator

Size	Designation	Ref. Number	Pack.	Catalog Number
	2.5 URGS 17/7	M076647		BS17US25V7
	2.5 URGS 17/10	N076648		BS17US25V10
	2.5 URGS 17/12	P076649		BS17US25V12
	2.5 URGS 17/16	Q076650		BS17US25V16
	2.5 URGS 17/20	L097507		BS17US25V20
	2.5 URGS 17/25	R076651		BS17US25V25
	2.5 URGS 17/30	S076652	10	BS17US25V30
17x27	2.5 URGS 17/35	T076653	(30g)	BS17US25V35
	2.5 URGS 17/50	V076654		BS17US25V50
	2.5 URGS 17/60	W076655		BS17US25V60
	2.5 URGS 17/75	X076656		BS17US25V75
	2.5 URGS 17/80	Z085559		BS17US25V80
	2.5 URZ 17/100	Y085558		BS17UZ25V100
	2.5 URZ 17/125	G097526		BS17UZ25V125
	2.5 URZ 17/150	W085556		BS17UZ25V150
	2.5 URZ 17/160	H097527		BS17UZ25V160
	2.5 URZ 17/180	N097532		BS17UZ25V180

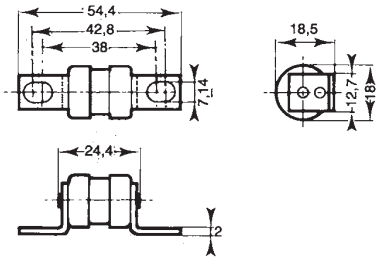

CP 17x27 - With separated trip-indicatorBS88-4

Size	Designation	Ref. Number	Pack.	Catalog Number
	2.5 URGS 17P7	P097533		BS17US25V7P
	2.5 URGS 17P10	Q097534		BS17US25V10P
	2.5 URGS 17P12	S097536		BS17US25V12P
	2.5 URGS 17P16	X097540		BS17US25V16P
	2.5 URGS 17P20	B097544		BS17US25V20P
	2.5 URGS 17P25	D097546		BS17US25V25P
	2.5 URGS 17P30	E097547	10	BS17US25V30P
17x27	2.5 URGS 17P35	F097548	(40g)	BS17US25V35P
	2.5 URGS 17P50	J097551		BS17US25V50P
	2.5 URGS 17P60	H081082		BS17US25V60P
	2.5 URGS 17P75	K097552		BS17US25V75P
	2.5 URGS 17P80	L097553		BS17US25V80P
	2.5 URZ 17P100	P097556		BS17UZ25V100P
	2.5 URZ 17P125	Q097557		BS17UZ25V125P
	2.5 URZ 17P150	R097558		BS17UZ25V150P
	2.5 URZ 17P160	S097559		BS17UZ25V160P
	2.5 URZ 17P180	T097560		BS17UZ25V180P

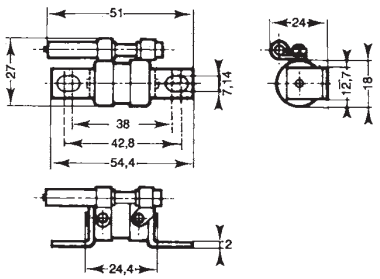

Microswitch MC6.3 GR 2-5N Ref: Y301015

Other Protistor® Fuses
BS88-4 Fuses
10x28, 17x27 - 250 VAC

Electrical characteristics

Times vs current characteristics

URE

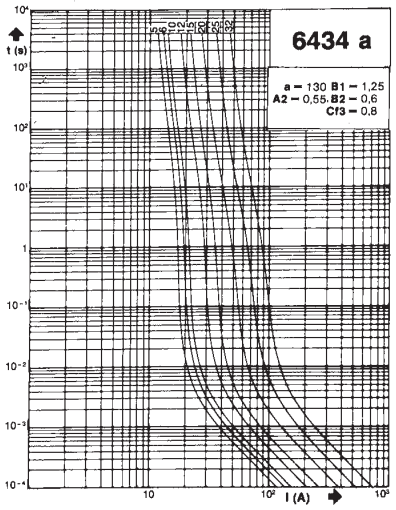

URGS

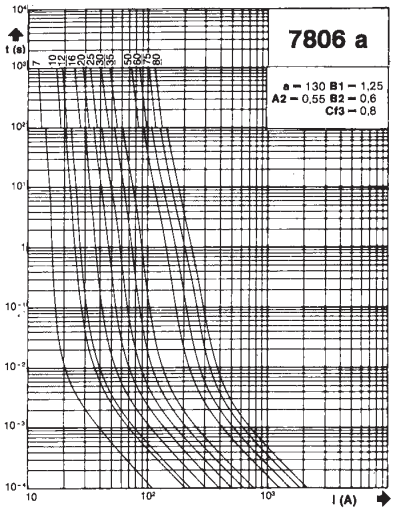

URZ

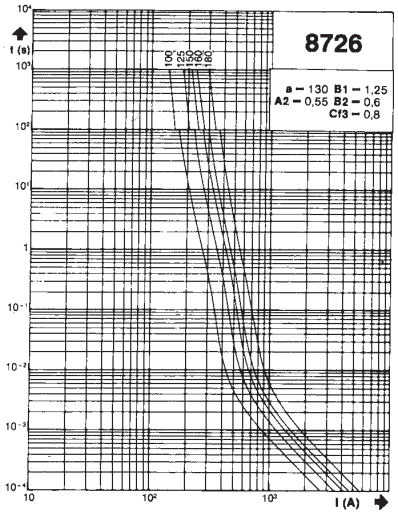

* These curves indicate, for each rated current, the pearcing time vs. the R.M.S. pre-arcing current.

* Tolerance for the mean pre-arcing current ± 10%

Corrective factor - Peak arc voltage

Corrective factor

URE

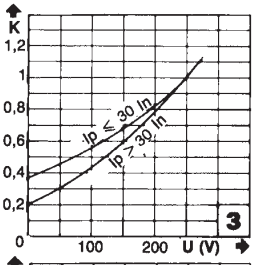

URGS

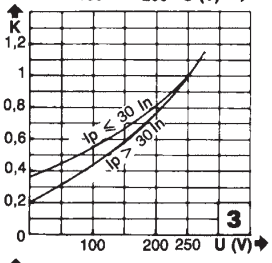

URZ

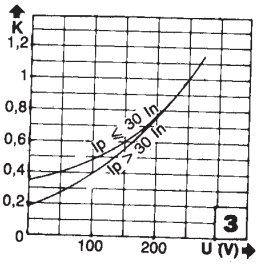

Peak arc voltage

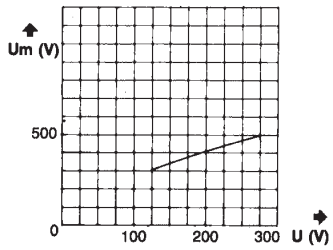

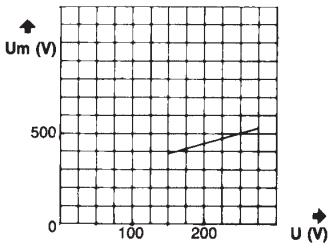

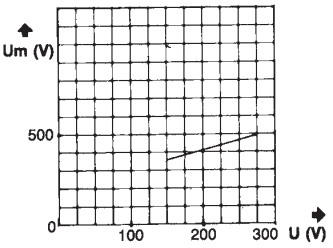

* The mean curves show the variation of the total clearing time (I^2t_t) and the total clearing duration t_t as a function of operating voltage U

This curve show the peak value Um of the arc voltage which appears across the fuse link as a function of the operating voltage U @ cos φ = 0.15.

Other Protistor® Fuses
BS88-4 Fuses
10x28, 17x27 - 250 VAC

D.C Applications data

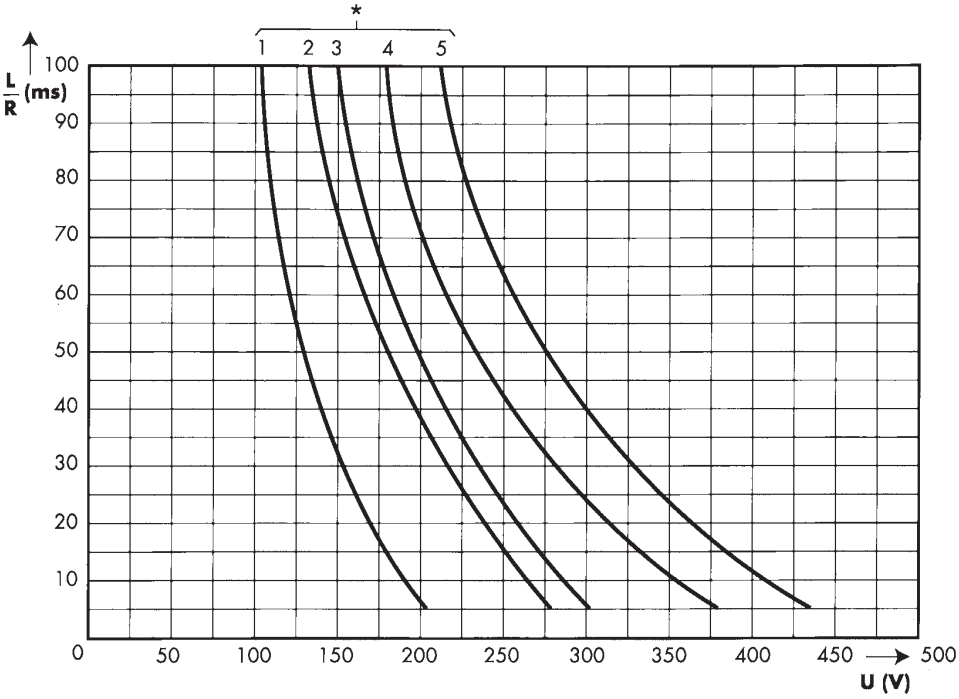

- These curve indicate the permissible value of time constant L/R as a function of the D.C. working voltage.

- These Ipm values give the minimum DC interrupting current in amps.

Curves # and Ipm for each rating			
Class	Rated current	*	I_{pm}(A)
URE	5	5	40
	6	5	50
	10	5	55
	12	5	80
	15	5	100
	20	5	130
	25	5	175
	32	5	255
URGS	7	5	40
URZ	100	4	190
	125	3	250
	150	2	300
	160	2	330
	180	1	400

for URGS class fuses, consult us.