

Weller®

Desoldering & Rework Stations



COOPER Tools

Matrix

Weller brings to the market an extended generation of versatile soldering/desoldering, SMD rework stations and tools. Performance has been increased with soldering irons and desoldering irons up to 150 W. Choose between Weller stations with powerful in-built pumps, or smaller units without pumps that allow you to connect to your own factory line.

All Weller stations easily connect to a variety of new and existing Weller tools and accessories to provide even greater flexibility. The matrix below makes selection easy, and puts you firmly in control of all your workbench needs.



		WMD 3	WMD 1	WAD 101	WDD 81V	WDD 161V
	HAP 1 HOT AIR PENCIL (KH 20 Support for HAP 1)	■	■	■		
	DSX 80 DESOLDERING IRON (AK 20 Support for DSX 80)	■	■		■	■
	DS 80 UNC* DESOLDERING IRON (AK 20 Support for DS 80 UNC)	■	■		■	■
	DSX V80 DESOLDERING IRON (AK V Support for DSX V80)	■	■		■	■
	DS V80 UNC* DESOLDERING IRON (AK V Support for DS V80 UNC)	■	■		■	■
	DS VT 80 DESOLDERING IRON (AK V Support for DS VT 80)	■	■		■	■
	LR 21 SOLDERING PENCIL (KH 20 Support for LR 21)	■	■	■	■	■
	LR 82 SOLDERING IRON (KH 27 Support for LR 82)	■	■	■	■	■
	WSP 80 MICRO SOLDERING PENCIL (WPH 80 Support for WSP 80)	■	■	■	■	■
	WSP 150 SOLDERING IRON (KH 27 Support for WSP 150)	■	■			■
	MLR 21 MICRO SOLDERING PENCIL (KH 15 Support for MLR 21)	■	■	■	■	■
	MPR 80 ANTISTATIC PERITRONIC (KH 25P Support for MPR 80)	■	■	■	■	■
	WMP MICRO SOLDERING PENCIL (WPHM support for WMP)	■	■	■	■	■
	WST 20 THERMAL WIRE STRIPPER (support included)	■	■	■	■	■
	WHP 80 PREHEATING PLATE	■	■	■	■	■
	WTA 50 TWEEZER (AK 51 Support for WTA 50)	■	■	■	■	■
	WSB 80 SOLDER BATH	■	■	■	■	■
	WCB 1 CALIBRATION UNIT		■	■	■	■
	WCB 2 CALIBRATION UNIT		■	■	■	■

*UNC. For use with nozzles with an inch thread.

Weller Multi-Digital Rework Station WMD 3 (With In-Built Pump)



WELLER WMD 3

Weller WMD 3 state-of-the-art technology simultaneously provides multi-digit control of working temperatures when reworking conventional ICs and SMDs. A soldering iron, desoldering iron and hot air pencil can all be operated simultaneously because of the WMD 3's in-built micro-

processor that infinitely controls each tool's set temperature and airflow. The display visually monitors each chosen working temperature and times preset hot gas pencil operations.

TECHNICAL DATA

DIMENSIONS:	240 x 270 x 105 mm (W x D x H)
LINE VOLTAGE:	230 V, 50 Hz
POWER INPUT:	310 W
PROTECTION CLASS:	1 and 3
FUSE:	T 1,5 A located at the power entry module
CONTROLLING TOLERANCE:	Soldering/Desoldering iron $\pm 2\%$ of the final value Hot air pencil $\pm 30^\circ\text{C}$
TEMPERATURE CONTROL WITH ZERO VOLTAGE CROSS SWITCHING:	Soldering/Desoldering iron continuously $50^\circ\text{C} - 450^\circ\text{C}$ (WSP 150 $150^\circ\text{C} - 550^\circ\text{C}$) Hot air pencil continuously $50^\circ\text{C} - 550^\circ\text{C}$
PUMP:	Max. low pressure 0,7 bar; max. conveyance 20 l/min Hot Air: max. 10 l/min
POTENTIAL BALANCE:	Via 3,5 mm switch jack socket on the back of the unit

Weller Multi-Digital Hot Air Station WMD 1A (With In-Built Pump)



WELLER WMD 1A

The multi application ability of this station makes it ideal for use in situations where the maximum amount of flexibility is required. The station has an in built pump to provide the air movement for the hot air pencil and the vacuum for the desoldering tool and can be used to rework both surface mounted and through hole components. The WMD 15 control unit is the base and incorporates a micro processor controlled system to regulate the solder processes.

The processor can also identify which tool is being used and calibrate the output automatically without the need for manual adjustment. By use of the WCB1 and WCB 2 control boxes, additional functions can be programmed into the base unit such as, temperature lock, set back time, temperature offset, deg C / deg F, factory setting reset.

TECHNICAL DATA

DIMENSIONS:	240 x 270 x 105 mm (W x D x H)
LINE VOLTAGE:	230 V, 50 Hz
POWER INPUT:	175 W
SAFETY CLASS:	1 and 3
FUSE:	Glass tube fuse Ø 5 x 20; T 800 mA located at the power entry module
CONTROLLING TOLERANCE:	Soldering/Desoldering iron $\pm 2\%$ of the final value Hot air pencil $\pm 30^\circ\text{C}$
TEMPERATURE CONTROL WITH ZERO VOLTAGE CROSS SWITCHING:	Hot air pencil continuously $50^\circ\text{C} - 550^\circ\text{C}$
PUMP:	Max. low pressure 0,7 bar; max. conveyance 20 l/min Hot air: max. 10 l/min
POTENTIAL BALANCE:	Via 3,5 mm switch jack socket on the back of the unit

Weller Multi-Digital Desoldering Station WMD 1D (With In-Built Pump)



WELLER WMD 1D

The multi application ability of this station makes it ideal for use in situations where the maximum amount of flexibility is required. The station has an in built pump to provide the vacuum for the desoldering tool and can be used to rework both surface mounted and through hole components. The WMD 1S control unit is the base and incorporates a micro processor controlled system to regulate the desolder processes. The processor can also identify which tool is being

used and calibrate the output automatically without the need for manual adjustment. By use of the WCB 1 and WCB 2 control boxes, additional functions can be programmed into the base unit such as, temperature lock, set back time, temperature offset, deg C / deg F, factory setting reset.

TECHNICAL DATA


DIMENSIONS:	240 x 270 x 105 mm (W x D x H)
LINE VOLTAGE:	230 V, 50 Hz
POWER INPUT:	175 W
PROTECTION CLASS:	1 and 3
FUSE:	Glass tube fuse Ø 5 x 20; T 800 mA located at the power entry module
CONTROLLING TOLERANCE:	Soldering/Desoldering iron $\pm 2\%$ of the final value Hot air pencil $\pm 30^\circ\text{C}$
TEMPERATURE CONTROL WITH ZERO VOLTAGE CROSS SWITCHING:	Soldering/Desoldering iron continuously $50^\circ\text{C} - 450^\circ\text{C}$ (WSP 150 $150^\circ\text{C} - 550^\circ\text{C}$)
PUMP:	Max. low pressure 0,7 bar; max. conveyance 20 l/min Hot air: max. 10 l/min
POTENTIAL BALANCE:	Via 3,5 mm switch jack socket on the back of the unit

Weller Multi-Functional, Digital Desoldering Station WDD 161V



Weller WDD 161V

The WDD 161V rework station is a dual output unit supplied with soldering and desoldering tools. It features a micro processor controlled system which allows independent temperature control of both tools. The station will automatically recognize the tool in use and calibrate itself for that tool. Vacuum for the desoldering tool is generated by an internal venturi driven from an external



compressed air source. The selected operating temperatures are displayed on a digital display switchable between tools. By use of the WCB 1 and WCB 2 control boxes, additional functions can be programmed into the base unit such as, temperature lock, set back time, temperature offset, deg C / deg F, factory setting reset.

TECHNICAL DATA

DIMENSIONS:	166 x 115 x 101 mm (W x D x H)
POWER INPUT:	165 W
TEMPERATURE CONTROL :	Soldering/Desoldering iron continuously 50° C - 450° C
COMPRESSED AIR:	Inlet pressure 500 KPA - 600 KPA (58 - 87 psi) oil-free, dry compressed air
COMPRESSED AIR CONVERTER:	Air consumption 35 l/min Vacuum 55 KPA (8 psi)
COMPRESSED AIR CONNECTION:	Compressed air hose of 6 mm (0.24") external diameter
PROTECTION CLASS:	1 (control unit), 3 (soldering tool)

Weller Multi-Functional, Digital Desoldering Station WDD 81V



WELLER WDD 81V

The Weller WDD 81V Desoldering station features digital process control for exact temperature set. The in-built microprocessor circuitry automatically recognizes all Weller soldering irons and provides the optimal settings of the connected tool. The station comes with the DSX 80 Desoldering iron. A range of desoldering suction tiplets enables solder to be removed from a wide variety of solder joints. The Weller CSF rework heads

can also be interchanged to provide total flexibility in the rework of most Flat Packs. An internal maintenance-free compressed air converter provides the vacuum for the desoldering iron. The WDD 81V requires a compressed air supply.

The Weller WCB 1 or WCB 2 Calibration unit can be connected to the WDD 81V to further enhance programme setting. PC interface is possible with the WCB 2 only.

TECHNICAL DATA

DIMENSIONS:	166 x 115 x 101 mm (W x D x H)
POWER INPUT:	95 W
TEMPERATURE CONTROL :	Soldering/Desoldering iron continuously 50° C - 450° C
COMPRESSED AIR:	Inlet pressure 500 KPA - 600 KPA (58 - 87 psi) oil-free, dry compressed air
COMPRESSED AIR CONVERTER:	Air consumption 35 l/min Vacuum 55 KPA (8 psi)
COMPRESSED AIR CONNECTION:	Compressed air hose of 6 mm (0.24") external diameter
PROTECTION CLASS:	1 (control unit), 3 (soldering tool)

Weller Multi-Functional, Digital Desoldering Station WDD 81VIL



WELLER WDD 81VIL

The Weller WDD 81VIL Inline desoldering station features digital process control for exact temperature set. The in-built microprocessor circuitry automatically recognizes all Weller soldering irons and provides the optimal settings of the connected tool. The station comes with the DSX V80 Inline desoldering iron. A range of desoldering suction tiplets enables solder to be removed from a wide variety of solder joints. The Weller CSF

rework heads can also be interchanged to provide total flexibility in the rework of most Flat Packs. An internal maintenance-free compressed air converter provides the vacuum for the inline desoldering iron. The WDD 81VIL requires a compressed air supply. The Weller WCB 1 or WCB 2 Calibration unit can be connected to the WDD 81VIL to further enhance programme setting. PC interface is possible with the WCB 2 only.

TECHNICAL DATA

DIMENSIONS:	166 x 115 x 101 mm (W x D x H)
POWER INPUT:	95 W
TEMPERATURE CONTROL :	Soldering/Desoldering iron continuously 50° C - 450° C
COMPRESSED AIR:	Inlet pressure 500 KPA - 600 KPA (58 - 87 psi) oil-free, dry compressed air
COMPRESSED AIR CONVERTER:	Air consumption 35 l/min Vacuum 55 KPA (8 psi)
COMPRESSED AIR CONNECTION:	Compressed air hose of 6 mm (0.24") external diameter
PROTECTION CLASS:	1 (control unit), 3 (soldering tool)

Weller Multi-Functional, Digital Hot Air Station WAD 101



WELLER WAD 101

The Weller WAD 101 Hot air station features digital process control for accurate temperature set. The in-built microprocessor circuitry automatically recognizes all Weller soldering irons and provides the optimal settings of the connected tools as well as the HAP 1 that comes as standard with the station. A wide range of nozzles and tools makes the WAD 101 ideal in many soldering

and desoldering applications of surface mount devices. The WAD 101 requires a compressed air supply with oil-free, dry air or nitrogen (N₂) where the airflow is manually controlled.

The Weller WCB 1 or WCB 2 Calibration unit can be connected to the WAD 101 to further enhance programme setting. PC interface is possible with the WCB 2 only.

TECHNICAL DATA

DIMENSIONS:	166 x 134 x 101 mm (W x D x H)
POWER INPUT:	105 W
TEMPERATURE CONTROL:	Hot air pencil 50° C - 550° C
FLOW RATE:	Approx. 0-10 l/min
COMPRESSED AIR:	Inlet pressure 400 KPA (58 psi) oil-free, dry compressed air or nitrogen (N ₂)
COMPRESSED AIR CONNECTION:	Compressed air hose of 6 mm (0,24") external diameter
PROTECTION CLASS:	1 (control unit), 3 (soldering tool)

Weller Flexibility.

Refer to the matrix to make your choice of connecting tools for the WMD 3, WMD 1A + D, WDD 161V, WDD 81V + VIL and WAD 101 (see matrix page 2).

HAP 1
5 33 114 99



HAP 1 Hot air pencil

The HAP 1, 100W/24V, provides a directional hot airflow that is adjustable and static-free. Electronically temperature controlled from 50°C to 550°C. Different nozzles available as accessories. Finger switch controls speed adjustable pump. Hot air pencil set, consisting of HAP 1 with finger switch, KH 27 Support for pencil, nozzle 1,2 and 3,0 mm, key and nutdriver for nozzle changing.

DSX 80 (DS 80 UNC*)
5 33 138 99
(5 13 191 99)



DSX 80 (DS 80 UNC*) Desoldering iron and service kit

An 80W/24V desoldering iron for electronics rework. Electronically temperature controlled. Micro-finger switch controls quick-start, fast action vacuum pump. Different interchangeable tiptlets, plus several CSF devices are available as accessories. DS 80 (DS 80 UNC*) set, consisting of DS 80 (DS 80 UNC*) Desoldering iron AK 20 Support, cleaning tool, glass collector, two desoldering nozzles, gasket, anti-bloc paste, filter.

DSX V80 (DS V80 UNC*)
5 33 137 99 (5 33 129 99)



DSX V80 (DS V80 UNC*) Desoldering iron

Connectable to all 80W desoldering stations. Handle utilizes the tin collector to hold the extracted solder. Easy to clean by use of the bayonet fitting. DSX V80 set, consisting of DSX V80 Desoldering iron, AKV Support for iron.

DS VT80
5 33 134 99



DS VT80 Desoldering iron

The model DS VT80 heats up Weller CSF desoldering heads and is equipped with a spring-loaded vacuum pipette, which makes this tool ideal for rework of larger SMD components. DS VT80 set, consisting of DS VT80 Desoldering iron, AK V Support for iron.

*UNC. For use with nozzles with an inch thread.

LR 21
5 33 112 99



LR 21 Antistatic soldering pencil

Electronically temperature controlled 50W/24V soldering pencil. LR 21 set, consisting of LR 21 Antistatic soldering pencil, KH 20 Support for pencil.

LR 82
5 33 113 99



LR 82 Antistatic soldering iron

An 80W/24V soldering iron for high mass soldering. Dual sensor, electronically temperature controlled. LR 82 set, consisting of LR 82 Antistatic soldering iron, KH 27 Support for iron.

WSP 80
5 29 161 99



WSP 80 Micro soldering pencil

A micro soldering pencil, 80W/24V. This soldering pencil can be universally used in all situations from extremely delicate soldering to those where there is a greater temperature requirement. WSP 80 set, consisting of WSP 80 Micro soldering pencil with WPH 80 Support.

WSP 150
5 33 135 99



WSP 150 Soldering iron

The WSP 150, 150W/24V, soldering iron was specially developed for soldering tasks with extremely high heat requirements. The 150 W heater power combined with optimal transfer of heat to the soldering iron bit guarantee the high performance capability of the soldering iron. WSP 150 set, consisting of WSP 150 Soldering iron, KH 27 Support for iron.

MLR 21
5 33 111 99



MLR 21 Micro soldering pencil

A micro soldering pencil, 25W/24V with antistatic cord, suitable for miniature soldering work. Electronically temperature controlled. MLR 21 set, consisting of MLR 21 Micro soldering pencil, KH 15 Support for pencil.

MPR 80
5 33 131 99



MPR 80 Antistatic Peritronic soldering pencil

An 80W Antistatic Peritronic soldering pencil that gives all-round vision when making intricate connections. Antistatic cord and handle. Electronically temperature controlled. Consists of MPR 80 Antistatic and KH 25P Support.

WMP
5 33 155 99



WMP Micro soldering pencil

The 65W micro pencil is up to the task with superior performance for both heat-up and thermal efficiency. Suitable to handle all micro components and fine pitch tasks. The WMP provides an extremely short tip-to-grip distance. The heater is integrated into the handle. When the tip wear out the heating element goes on. WMP set consisting of WMP micro soldering pencil and WPHM holder for WMP.

WHP 80
5 27 028 99



WHP 80 (80W/24V) Preheating plate

With a heating surface of 80 x 50 mm, they preheat IC boards prior to micro rework.



WST 20
5 25 030 99

WST 20 Thermal wire stripper with support

The WST 20, 50W/24V, copes with all known thermoelastic plastics. Adjustable for a stripping length up to 30 mm. Additional blades available for stripping flat cables and shrinking.

WTA 50
5 33 133 99



WTA 50 Tweezer

This tweezer is used to desolder SMD components. The tweezer has two moveable heating elements. WTA 50 set, consisting of WTA 50 Tweezer, AK 51 Support for Tweezer.

WSB 80
5 27 040 99



WSB 80 Solder bath

The WSB 80 is a very useful rework preparation tool. The solder bath is temperature controlled continuously from 50°C to 450°C via an existing 80W power source. The solder bath can be used to tin wire ends and clean leads of all extraneous solder particles in preparation for reworking.

WCB 1
5 31 181 99

WCB 2
5 31 180 99




WCB 1, WCB 2 Calibration units

The intelligence of the digital Weller units can be further enhanced by being programmed by either the WCB 1 or WCB 2 Calibration unit. Both the WCB 1 and the WCB 2 feature temperature lock-out and off-set capabilities up to $\pm 40^\circ\text{C}$. The WCB 2 has the added ability to PC interface (RS 232) and a thermoelement type K and measuring tip.

CSF Accessories

for DS 80 (DS 80 UNC),DSX 80, DS V80 (DS V80 UNC), DSX V80 and DS VT80 for SMD's chip desoldering triplets for flat packs



DS 80 (DS 80 UNC),DSX 80

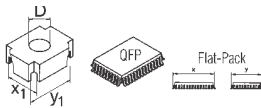


DS V80 (DS V80 UNC), DSX V80



DS VT80

CSF-Q



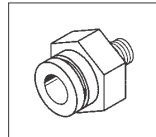
x_1 (mm) x y_1 (mm)

$x_1 > x + 0,3$

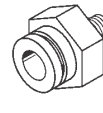
$y_1 > y + 0,3$

**CSF-Head
Order No.**

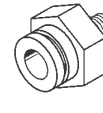
**Adaptor
Ø**



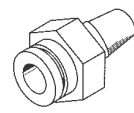
Adaptor for
DS 80 UNC,
DS V80 UNC



Adaptor for
DS 80,
DS V80



Adaptor for
DS VT80




Adaptor for
DSX80, DSX V80



Rubber insert
(spare)

x_1 (mm) x y_1 (mm)	CSF-Head Order No.	Adaptor Ø	5 87 417 88	5 87 417 15	5 87 417 84	5 87 418 03	5 87 137 99
12,0 x 12,0	5 87 417 33	6	5 87 417 88	5 87 417 15	5 87 417 84	5 87 418 03	5 87 137 99
12,0 x 14,5	5 87 417 34	6	5 87 417 88	5 87 417 15	5 87 417 84	5 87 418 03	5 87 137 99
12,7 x 12,7	5 87 417 35	6	5 87 417 88	5 87 417 15	5 87 417 84	5 87 418 03	5 87 137 99
17,0 x 17,0	5 87 417 36	11	5 87 417 89	5 87 417 16	5 87 417 85	5 87 418 04	5 87 137 98
17,0 x 23,0	5 87 417 37	16	5 87 417 90	5 87 417 17	5 87 417 86	5 87 418 05	5 87 137 98
19,6 x 19,6	5 87 417 38	11	5 87 417 89	5 87 417 16	5 87 417 85	5 87 418 04	5 87 137 98

CSF-QI



x_1 (mm) x y_1 (mm)	CSF-Head Order No.	Adaptor Ø	5 87 417 88	5 87 417 15	5 87 417 84	5 87 418 03	5 87 137 99
12,7 x 12,7	5 87 417 39	6	5 87 417 88	5 87 417 15	5 87 417 84	5 87 418 03	5 87 137 99
17,8 x 17,8	5 87 417 40	11	5 87 417 89	5 87 417 16	5 87 417 85	5 87 418 04	5 87 137 98
20,4 x 20,4	5 87 417 41	16	5 87 417 90	5 87 417 17	5 87 417 86	5 87 418 05	5 87 137 98
25,4 x 25,4	5 87 417 42	16	5 87 417 90	5 87 417 17	5 87 417 86	5 87 418 05	5 87 137 98
30,4 x 30,4	5 87 417 43	16	5 87 417 90	5 87 417 17	5 87 417 86	5 87 418 05	5 87 137 98

CSF-D



x_1 (mm) x y_1 (mm)	CSF-Head Order No.	Adaptor Ø	5 87 417 88	5 87 417 15	5 87 417 84	5 87 418 03	5 87 137 99
5,5 x 10,0	5 87 417 23	6	5 87 417 88	5 87 417 15	5 87 417 84	5 87 418 03	5 87 137 99
5,8 x 10,5	5 87 417 24	6	5 87 417 88	5 87 417 15	5 87 417 84	5 87 418 03	5 87 137 99
6,7 x 10,0	5 87 417 25	6	5 87 417 88	5 87 417 15	5 87 417 84	5 87 418 03	5 87 137 99
9,3 x 13,0	5 87 417 26	6	5 87 417 88	5 87 417 15	5 87 417 84	5 87 418 03	5 87 137 99
9,4 x 10,0	5 87 417 27	6	5 87 417 88	5 87 417 15	5 87 417 84	5 87 418 03	5 87 137 99
9,8 x 18,0	5 87 417 28	6	5 87 417 88	5 87 417 15	5 87 417 84	5 87 418 03	5 87 137 99
10,0 x 16,0	5 87 417 29	6	5 87 417 88	5 87 417 15	5 87 417 84	5 87 418 03	5 87 137 99
10,5 x 16,0	5 87 417 30	6	5 87 417 88	5 87 417 15	5 87 417 84	5 87 418 03	5 87 137 99
10,7 x 18,0	5 87 417 31	6	5 87 417 88	5 87 417 15	5 87 417 84	5 87 418 03	5 87 137 99
11,0 x 26,5	5 87 417 32	11	5 87 417 89	5 87 417 16	5 87 417 85	5 87 418 04	5 87 137 98

CSF-DI



SOJ-Case

x_1 (mm) x y_1 (mm)	CSF-Head Order No.	Adaptor Ø	5 87 417 88	5 87 417 15	5 87 417 84	5 87 418 03	5 87 137 99
9,0 x 18,0	5 87 417 44	6	5 87 417 88	5 87 417 15	5 87 417 84	5 87 418 03	5 87 137 99


Accessories

For easier rework and repair, Weller has a large range of desoldering nozzles and soldering tips.

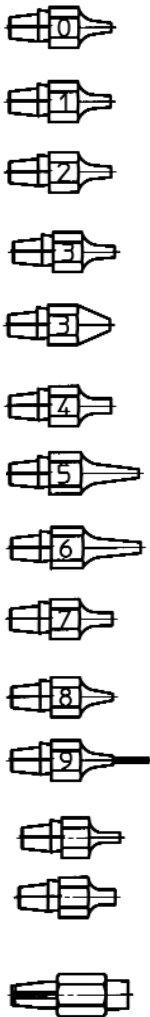


Threadless nozzles for desoldering iron DSX 80 und DSX V80

The new X series nozzle feature a threadless fixture system whereby the nozzle is inserted into the head and locked into place by applying a 1/4 turn. This feature allows the nozzles to be quickly and easily exchanged and also improves the rate of thermal transfer from the head to the nozzle.



Nozzles for desoldering iron DSX 80 and DSX V80:

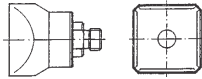
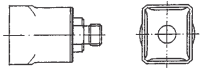
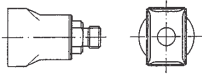
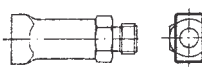
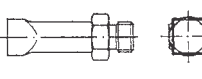
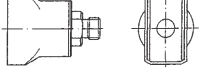
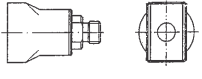
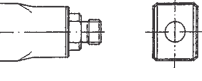
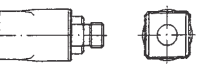
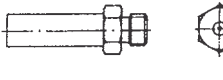


Model	Description	mm	mm	mm	Order No.
DX110	Nozzle	1,9	0,7	23	5 13 140 00
DX111	Nozzle	2,5	0,7	23	5 13 141 00
DX112	Nozzle	2,3	1,0	23	5 13 142 00
DX113	Nozzle	2,5	1,2	23	5 13 143 00
DX113HM	Nozzle with improved thermal transfer	2,5	1,2	23	5 13 150 00
DX114	Nozzle	3,3	1,8	23	5 13 144 00
DX115	Nozzle	1,9	0,7	23	5 13 145 00
DX116	Nozzle	2,7	1,2	29	5 13 146 00
DX117	Nozzle	2,9	1,5	23	5 13 147 00
DX118	Nozzle	1.5	0.7	23	5 13 148 00
DX119	Needle Tiplet for removal of solder bridges in connection with hot air pencil	1,1	0,7	31	5 13 151 00
DX120	Nozzle without inside tube, for cleaning of SMD pads	2,5	1,1	22	5 13 152 00
Measuring Nozzle	for temperature measurement with thermocouple 0.5	3,3	0,55	21.5	5 13 153 99
	Conus insert for cleaning tool				5 87 067 94
	Nozzle Set DX 110-DX115				5 13 790 99

Hot Air Nozzles

for hot air pencil HAP 1

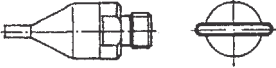


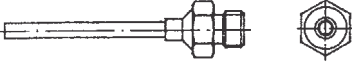
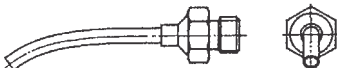
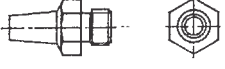
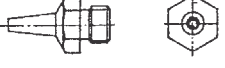

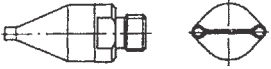



Description		Dimensions (mm)	Type	Order No.
Nozzle		18,0 x 18,0	Q10	5 87 277 85
Nozzle		12,5 x 15,0	Q08	5 87 277 83
Nozzle		15,0 x 10,0	Q06	5 87 277 80
Nozzle		6,0 x 9,0	Q04	5 87 277 78
Nozzle		6,0 x 6,5	Q02	5 87 277 77
Nozzle		10,0 x 18,0	D10	5 87 277 84
Nozzle		15,0 x 10,0	D08	5 87 277 81
Nozzle		10,0 x 13,0	D06	5 87 277 82
Nozzle		10,5 x 10,5	D04	5 87 277 79
Measuring nozzle			R01	5 87 278 08

Hot Air Nozzles

for hot air pencil HAP 1

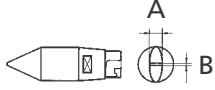
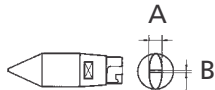
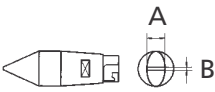
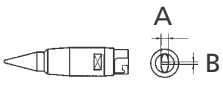
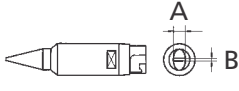
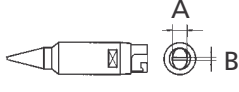
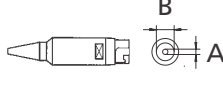
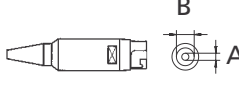
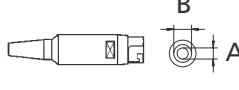
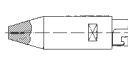


Description		Dimensions (mm)	Type	Order No.
Flat nozzle		12,0 x 1,5	F06	5 87 277 72
Flat nozzle		10,5 x 1,5	F04	5 87 277 73
Flat nozzle		8,0 x 1,5	F02	5 87 277 74
Straight		Ø 2,0	R10	5 87 277 87
Bent		Ø 2,0	R08	5 87 277 86
Nozzle		Ø 3,0	R06	5 87 278 22
Nozzle		Ø 1,2	R04	5 87 278 21
Nozzle		Ø 0,8	R02	5 87 278 23
Dual nozzle		Ø 1,5 x 10,0	FD4	5 87 277 75
Dual nozzle		Ø 1,5 x 8,0	FD2	5 87 277 76

Soldering Tips

for soldering iron LR 82

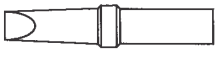
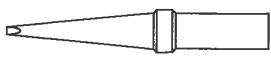
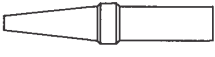
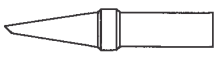
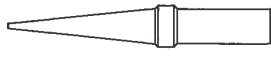

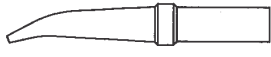
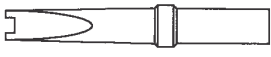
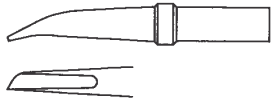
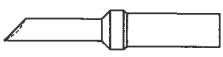



Description		Width A	Thickness B	Type	Order No.
Chisel		3,2 mm	1,0 mm	HT 1	5 44 260 99
Chisel		5,2 mm	1,2 mm	HT 2	5 44 261 99
Chisel		7,0 mm	1,2 mm	HT 3	5 44 262 99
Screwdriver		3,2 mm	1,0 mm	HT C	5 44 267 99
Screwdriver		4,6 mm	1,0 mm	HT D	5 44 268 99
Screwdriver		5,6 mm	1,0 mm	HT E	5 44 269 99
Round tip		2,4 mm	8,3 mm	HT BS	5 44 264 99
Round tip		3,2 mm	8,3 mm	HT CS	5 44 265 99
Round tip		5,0 mm	8,3 mm	HT DS	5 44 266 99
Calibration tip		-	-	-	5 44 263 99

Soldering Tips

for soldering pencil LR 21






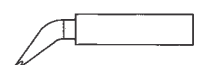





Description	Width	Type	Order No. for regular solder	Order No. for HPB solder
Screwdriver tip 	0,8 mm	ET H	5 41 000 99	5 41 000 74
	1,6 mm	ET A	5 41 001 99	5 41 001 73
	2,4 mm	ET B	5 41 002 99	5 41 002 71
	3,2 mm	ET C	5 41 003 99	5 41 003 72
	4,6 mm	ET D	5 41 004 99	-
	5,6 mm	ET E	5 41 005 99	-
Long screwdriver tip 	1,2 mm	ET K	5 41 006 99	-
	2,0 mm	ET L	5 41 007 99	5 41 007 73
	3,2 mm	ET M	5 41 008 99	-
Round tip, blunt 	0,8 mm	ET P	5 41 038 99	-
	2,4 mm	ET BS	5 41 009 99	-
	3,2 mm	ET CS	5 41 010 99	-
	5,0 mm	ET DS	5 41 011 99	-
Sloped round tip 	0,8 mm	ET AA	5 41 031 99	-
	1,2 mm	ET F	5 41 012 99	-
	2,4 mm	ET BB	5 41 055 99	-
	3,2 mm	ET CC	5 41 013 99	-
Conical long tip 	0,8 mm	ET O	5 41 014 99	-
	0,4 mm	ET S	5 41 017 99	-
Screwdriver tip 	1,6 mm	ET R	5 41 015 99	-
Flat tip, slightly bent, one side wettable only 	3,2 mm	ET MX	5 41 016 99	-
Chip soldering/desoldering tip 	2,5 x 1,5 mm	ET SMD	5 41 039 99	-
	3,8 x 1,5 mm	ET SMD	5 41 040 99	-
Soldering tip for J-Leads 	-	ET JL	5 41 018 99	-
Soldering tip for Gullwings 	-	ET GW	5 41 045 99	-
ET Calibration nozzle 	-	-	5 24 750 99	-

Soldering Tips

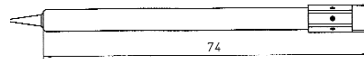
for soldering pencil MLR 21



Description		Width	Type	Order No.
Micropoint		0,25 mm	MT 1	5 44 101 99
Micropoint		0,2 mm 0,25 mm	MT 1SL MT 1S	5 44 115 99 5 44 105 99
Chisel		1,6 mm	MT 6	5 44 106 99
Round tip		1,2 mm	MT 4	5 44 104 99
Screwdriver		0,8 mm 1,6 mm 2,4 mm	MT H MT A MT B	5 44 112 99 5 44 110 99 5 44 111 99
Screwdriver bent		0,8 mm	MT HX* *only with barrel nut 5 87 207 01	5 44 113 99
Soldering tip for J-Lead		-	MT JL	5 44 118 99
Soldering tip for Gullwings		Ø 2,0 mm Ø 4,0 mm	MT GW MT GW	5 44 119 99 5 44 120 99
Calibration tip		-	-	5 44 114 99

Soldering Tips

For micro soldering pencil WMP



Description		Width A	Thickness B	Length C	Type / Order No.	
Chisel tip		0,8 mm	0,4 mm	8,4 mm	NTH	
		1,2 mm	0,4 mm	8,4 mm	NTK	
		1,6 mm	0,4 mm	8,4 mm	NTA	
		1,6 mm	0,4 mm	9,5 mm	NT6	
		2,4 mm	0,8 mm	7,4 mm	NTB	
		3,2 mm	0,8 mm	7,8 mm	NTC	
		4,0 mm	0,8 mm	7,8 mm	NTD	
		Chisel tip, bent		0,4 mm	1,6 mm	8,2 mm
Round tip, bent		1,6 mm	0,8 mm	8,6 mm	NT1X	
Round tip		0,25 mm	-	7,4 mm	NT1	
Round tip small		0,25 mm	-	8,5 mm	NT1S	
Round tip, sloped 45°		1,2 mm	-	9,9 mm	NT4	
Gull Wing		2,0 mm	3,0 mm	13,4 mm	NTGW	
NT Measuring tip		-	-	-	NTMS	
Description		Width A	Thickness B	Length C	Component Type	Type/ Order No.
Blade		10,4 mm	0,6 mm	7,1 mm	Any (for pad clean-up)	NTSMT01
		16,8 mm	0,6 mm	7,1 mm	Any (for pad clean-up)	NTSMT02
		20,8 mm	0,6 mm	7,1 mm	Any (for pad clean-up)	NTSMT03
Slot		1,8 mm	9,4 mm	1,8 mm	Chip	NTSMT04
		1,5 mm	2,3 mm	1,8 mm	Chip	NTSMT05
		2,5 mm	1,7 mm	1,4 mm	Chip	NTSMT06
		2,3 mm	4,5 mm	1,8 mm	Chip	NTSMT07
Tunnel		4,6 mm	5,1 mm	2,3 mm	DIP	NTSMT08
		10,4 mm	5,1 mm	2,3 mm	DIP	NTSMT09
		11,5 mm	6,9 mm	2,3 mm	DIP	NTSMT10
		13,2 mm	9,5 mm	3,2 mm	DIP	NTSMT11
		15,8 mm	9,5 mm	3,2 mm	DIP	NTSMT12
		18,3 mm	9,5 mm	3,2 mm	DIP	NTSMT13
		18,8 mm	9,0 mm	3,2 mm	DIP	NTSMT14
Quad		2,7 mm	7,7 mm	3,8 mm	PLCC & QFP	NTSMT15
		10,4 mm	10,4 mm	3,8 mm	PLCC & QFP	NTSMT16
		12,7 mm	12,7 mm	3,8 mm	PLCC & QFP	NTSMT17
		13,7 mm	8,6 mm	3,8 mm	PLCC & QFP	NTSMT18
		19,1 mm	19,1 mm	5,6 mm	PLCC & QFP	NTSMT19
		23,2 mm	17,3 mm	3,8 mm	PLCC & QFP	NTSMT20
		24,5 mm	24,5 mm	5,6 mm	PLCC & QFP	NTSMT21
		29,6 mm	29,6 mm	5,6 mm	PLCC & QFP	NTSMT22

Soldering Tips

for WSP 80, WSP 80 FE and MPR 80



WSP 80 (FE)



MPR 80

Description		Width A	Thickness B	Type	Order No. regular solder	Order No. HPB solder	Order No. lead free solder
Round tip		0,25 mm		LT 1	5 44 435 99	-	-
Long tip, conical		0,2 mm		LT 1L	5 44 423 99	-	-
Round tip		0,2 mm	1,6 mm	LT 1S	5 44 436 99	-	-
Round tip		1,6 mm		LT AS	5 44 404 99	-	-
Round tip		3,2 mm		LT CS	5 44 411 99	-	-
Chisel tip		0,8 mm	0,4 mm	LT H	5 44 437 99	-	-
		0,8 mm	0,4 mm	LT H HPB		5 44 430 99	-
Round tip, spade		1,2 mm		LT F	5 44 408 99	-	-
Chisel tip		1,2 mm	0,4 mm	LT K	5 44 438 99	-	-
Chisel tip		1,6 mm	0,7 mm	LT A	5 44 440 99	-	-
		1,6 mm	0,7 mm	LT A HPB		5 44 431 99	-
Long chisel tip		2,0 mm	1,0 mm	LT L	5 44 414 99	-	-
Chisel tip		2,4 mm	0,8 mm	LT B	5 44 405 99	-	-
		2,4 mm	0,8 mm	LT B HPB		5 44 432 99	-
		2,4 mm	0,8 mm	LT B LL		-	5 44 446 99
Chisel tip		3,2 mm	0,8 mm	LT C	5 44 407 99	-	-
		3,2 mm	0,8 mm	LT C LL		-	5 44 447 99
Long chisel tip		3,2 mm	1,2 mm	LT M	5 44 415 99	-	-
Chisel tip		4,6 mm	0,8 mm	LT D	5 44 409 99	-	-
		4,6 mm	0,8 mm	LT D LL		-	5 44 448 99
Round tip, spade		1,2 mm		LT 4	5 44 439 99	-	-

Soldering Tips

for WSP 80, WSP 80 FE, MPR 80



WSP 80 (FE)



MPR 80

Description		Width A	Thickness B	Type	Order No. regular solder
Tip for Gullwings		2,4 mm	3, 2 mm	LT GW	5 44 410 99
Long tip, conical		0,4 mm		LT S	5 44 406 99
Long tip, bent		0,2 mm		LT 1LX	5 44 424 99
Chisel tip, bent		0,8 mm	0,4 mm	LT HX	5 44 420 99
		1,6 mm	0,7 mm	LT ALX	5 44 443 99
		2,4 mm	0,8 mm	LT BX	5 44 442 99
Chisel tip, bent		1,2 mm	0,4 mm	LT 4X	5 44 428 99
Chisel tip, bent		1,6 mm	0,8 mm	LT AX	5 44 427 99
Round tip, bent		2,0 mm	0,4 mm	LT 1X	5 44 425 99
Round tip, bent		2,0 mm	0,4 mm	LT 1SLX	5 44 426 99
Round tip, spade		2,4 mm	4,0 mm	LT BB	5 44 444 99
		3,2 mm	6,0 mm	LT CC	5 44 445 99
LT Desoldering tip		10,5 mm	0,6 mm		5 44 429 99
LT Adaptor for SMD tips		13,5 mm			5 44 417 99
LT Measuring tip					5 44 446 00

Soldering Tips



WSP 150



WTA 50

Description		Width A	Thickness B	Type	Order No.
For soldering iron WSP 150					
Chisel tip		3,2 mm	1,2 mm	LHT C	5 44 455 99
Chisel tip		4,7 mm	1,8 mm	LHT D	5 44 452 99
Chisel tip		6,7 mm	1,8 mm	LHT E	5 44 451 99
Chisel tip		9,3 mm	1,8 mm	LHT F	5 44 450 99
Chisel tip, bent		5 mm 7 mm 10 mm	2 mm 2 mm 2 mm	LHT DX LHT EX LHT FX	5 44 462 99 5 44 461 99 5 44 460 99
LHT Calibration tip		-	-	-	5 44 453 99
For WT 50 and WTA 50 tweezers					
Tip set		0,5 mm	0,5 mm	WTA 1S	5 44 145 99
Tip Set		1,0 mm	0,5 mm	WTA 1	5 44 141 99
Tip set		3,0 mm	0,5 mm	WTA 2	5 44 146 99
Tip set		6,0 mm	0,5 mm	WTA 3	5 44 147 99
Tip set		12,5 mm	0,5 mm	WTA 4	5 44 143 99
Tip set		18,5 mm	0,5 mm	WTA 5	5 44 144 99
Tip set vertical use		1,0 mm	0,5 mm	WTA 11	5 44 152 99
Tip set vertical use		3,0 mm	0,5 mm	WTA 12	5 44 153 99

Additional Support and Holders



5 15 010 99



5 15 030 99

AK 1 Support for DSX 80 (DS 80 UNC) Desoldering iron, HAP 1 Hot air pencil, LR 21 and LR 82 Antistatic soldering pencils

AK 20 Support for DSX 80 (DS 80 UNC) Desoldering iron and HAP 1 Hot air pencil



5 15 012 99

WPHM



5 15 140 99



AK 21 Support for MPR 80 Peritronic soldering pencil

WPHM support for WMP micro soldering pencil

WPH 80 Support for WSP 80 Micro soldering pencil



5 15 042 99



5 15 038 99



5 15 019 99

AK 51 Support for WTA 50 Tweezer

AK V Support for DS VT80 and DSX V80 (DS V80 UNC) Desoldering iron

KH 15 Support for MLR 21 Micro soldering pencil



5 15 020 99



5 15 033 99



5 15 027 99

KH 20 Support for LR 21 Antistatic soldering pencil and HAP 1 Hot air pencil

KH 25P Support for MPR 80 Peritronic soldering pencil

KH 27 Support for LR 82 Soldering iron, HAP 1 and WSP 150

WMD 3

Consists of:

- Power unit

Order No.: **5 33 026 99**
(UK: 5 33 023 99)

WMD 1A

Consists of:

- Power unit WMD 1S 5 33 286 99
(UK: 5 33 283 99)
- Hot air pencil HAP 1 5 27 115 99
- Holder KH 27 5 15 027 99
- Nozzle R 04 5 87 278 21
- Nozzle R 06 5 87 278 22
- Cleaning set 5 13 500 99

Order No.: **5 33 306 99**
(UK: 5 33 303 99)

WMD 1D

Consists of:

- Power unit WMD 1S 5 33 286 99
(UK: 5 33 283 99)
- Desoldering iron DSX 80 5 13 190 99
- Holder AK 20 5 15 030 99
- Nozzle DX 112 5 13 142 99
- Nozzle DX 113 5 13 143 99
- Cleaning set 5 13 500 99
- Replacement glass tube 5 13 605 00

Order No.: **5 33 326 99**
(UK: 5 33 323 99)

WDD 161V

Consists of:

- Power unit PUDD 161V 5 32 886 99
(UK: 5 32 883 99)
- Desoldering iron DSX 80 5 13 190 99
- Soldering pencil WSP 80 5 29 161 99
- Holder AK 20 5 15 030 99
- Holder WPH 80 5 15 146 99
- Nozzle DX 112 5 13 142 99
- Nozzle DX 113 5 13 143 99
- Cleaning set 5 13 500 99
- Replacement glass tube 5 13 605 00

Order No.: **5 32 806 99**
(UK: 5 32 803 99)

WDD 81V

Consists of:

- Power unit PUDD 81V 5 32 586 99
(UK: 5 32 583 99)
- Desoldering iron DSX 80 5 13 190 99
- Holder AK 20 5 15 030 99
- Nozzle DX 112 5 13 142 99
- Nozzle DX 113 5 13 143 99
- Cleaning set 5 13 500 99
- Replacement glass tube 5 13 605 00

Order No.: **5 32 566 99**
(UK: 5 32 563 99)

WDD 81VIL

Consists of:

- Power unit PUDD 81V 5 32 586 99
(UK: 5 32 583 99)
- Inline desoldering iron DSX V80 5 13 197 99
- Holder AK V 5 15 038 99
- Nozzle DX 112 5 13 142 99
- Nozzle DX 113 5 13 143 99
- Cleaning set 5 13 500 99

Order No.: **5 32 546 99**
(UK: 5 32 543 99)

WAD 101

Consists of:

- Power unit
- Hot air pencil HAP 1 5 27 115 99
- Holder KH 27 5 15 027 99
- Nozzle R 04 5 87 278 21
- Nozzle R 06 5 87 278 22
- Cleaning set 5 13 500 99

Order No.: **5 32 666 99**
(UK: 5 32 663 99)

**COOPER Tools**

Campbell® Caulk Master® Crescent® Diamond® Erem® Kahnetics® Lufkin®
Nicholson® Plumb® H.K.Porter® Weller® Wire-Wrap® Wiss® Xcelite®

GERMANY
Cooper Tools GmbH
Carl-Benz-Str. 2
74354 Besigheim
Tel: (07143) 580-0
Fax: (07143) 580-108

FRANCE
Cooper Tools S.A.
25 Avenue Maurice Chevalier
77330 Ozoir La Ferrière
Tél: (1) 60.18.55.40
Fax: (1) 64.40.33.05

GREAT BRITAIN
Cooper Tools
Suite 15, Coniston House
Towne Centre
Washington, Tyne & Wear
NE38 7RN
Tel: (0191) 419 7700
Fax: (0191) 417 9421

ITALY
Cooper Italia S.p.A.
Viale Europa 80
20090 Cusago (MI)
Tel: (02) 9033101
Fax: (02) 90394231

SWITZERLAND
Erem S.A.
Rue de la Roselière 8
1400 Yverdon les Bains
Tel: (024) 426 12 06
Fax: (024) 425 09 77

5 56 616 00 / 02.03 La 10.0