



Technical Data Sheet

2.0*5.0mm Multi-Color Rectangle Type LED Lamps

519-1SURSYGW/S530-A3

Features :

- Two chips are matched for uniform light output, wide viewing angle
- Long life-solid state reliability
- I.C. compatible/Low power consumption



Descriptions :

The 519-1 LED lamp contain two integral chips and is available as both bicolor and bipolar types.

The Hyper Red and Super yellow Green light is emitted by diodes of AlGaInP and AlGaInP respectively. Type of bipolar lamps are both White Diffused and Color Diffused while the bicolor are White Diffused

Applications :

- TV set
- Monitor
- Telephone
- Computer

PART NO.	Chip		Lens Color
	Material	Emitted Color	
519-1SURSYGW/S530-A3	AlGaInP	Hyper Red	White Diffused
	AlGaInP	Super Yellow Green	



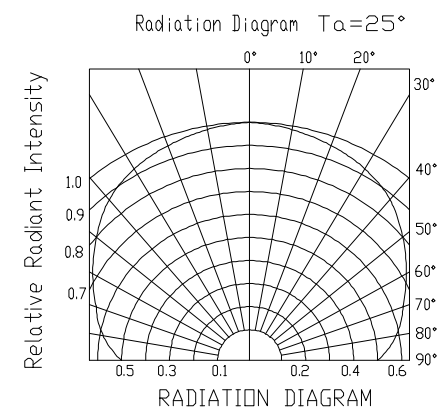
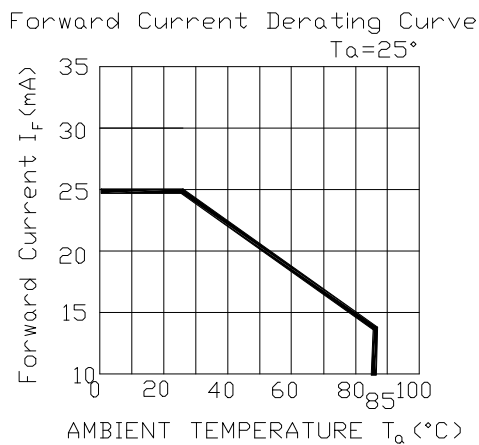
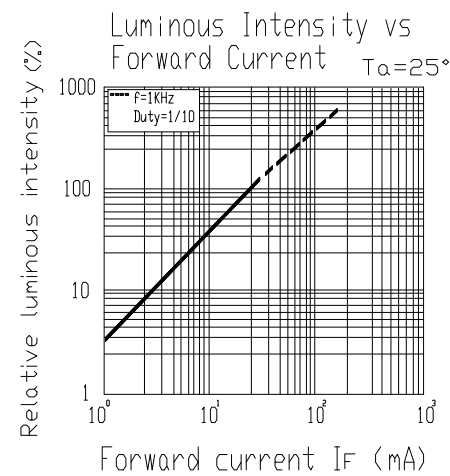
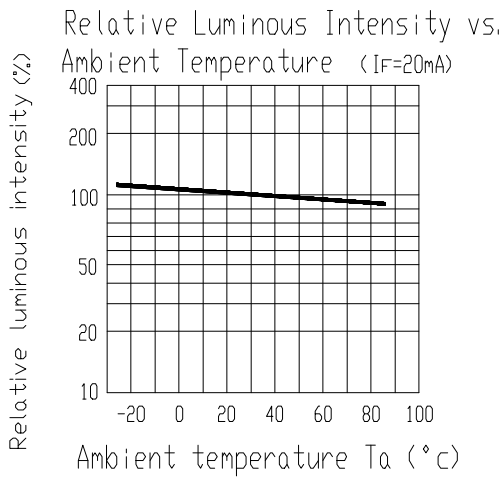
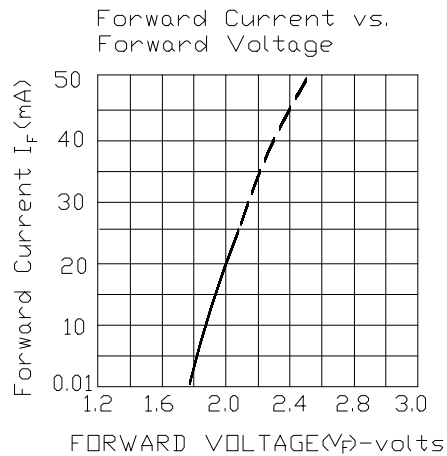
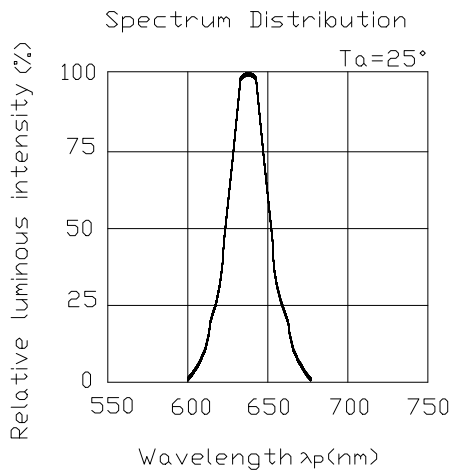
Technical Data Sheet

2.0*5.0mm Multi-Color Rectangle Type LED Lamps

519-1SURSYGW/S530-A3

Typical Electro-Optical Characteristic Curves:

(SUR)





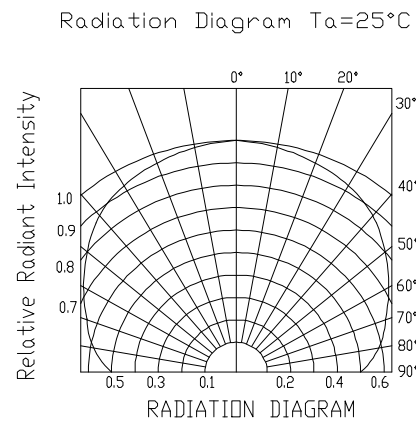
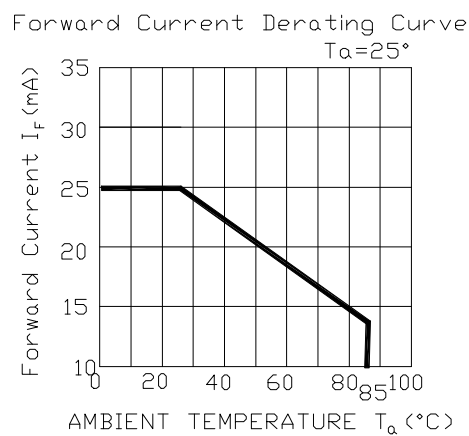
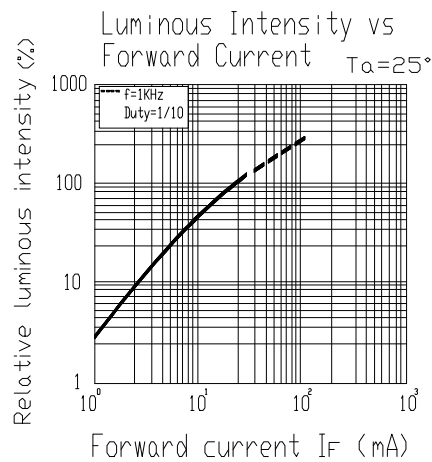
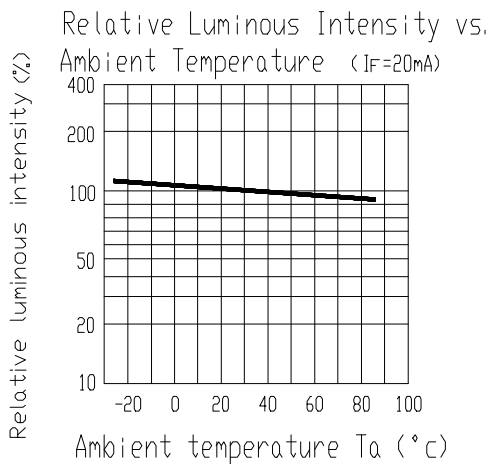
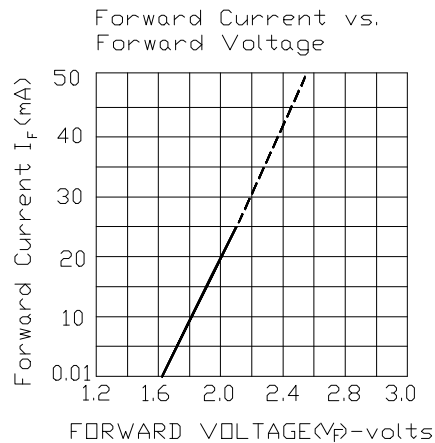
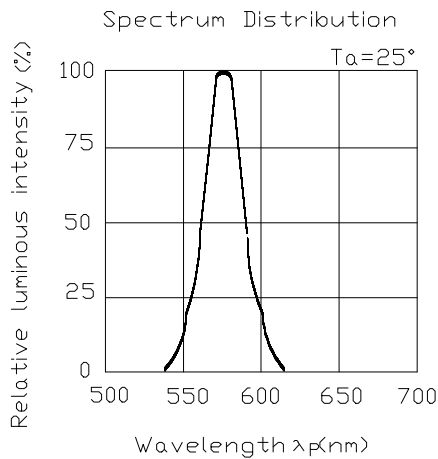
Technical Data Sheet

2.0*5.0mm Multi-Color Rectangle Type LED Lamps

519-1SURSYGW/S530-A3

Typical Electro-Optical Characteristic Curves:

(SYG)





Technical Data Sheet

2.0*5.0mm Multi-Color Rectangle Type LED Lamps

519-1SURSYGW/S530-A3

Reliability test items and conditions:

NO	Item	Test Conditions	Test Hours/Cycle	Sample Size	Ac/Re
1	Solder Heat	TEMP : 260 ± 5	10 SEC	76 PCS	0/1
2	Temperature Cycle	H : +100 15min 5 min L : -40 15min	300 CYCLES	76 PCS	0/1
3	Thermal Shock	H : +100 5min 10 sec L : -10 5min	300 CYCLES	76 PCS	0/1
4	High Temperature Storage	TEMP : 100	1000 HRS	76 PCS	0/1
5	Low Temperature Storage	TEMP : -40	1000 HRS	76 PCS	0/1
6	DC Operating Life	TEMP : 25 I _F = 20mA	1000 HRS	76 PCS	0/1
7	High Temperature / High Humidity	85 / 85% RH	1000 HRS	76 PCS	0/1



Technical Data Sheet

2.0*5.0mm Multi-Color Rectangle Type LED Lamps

519-1SURSYGW/S530-A3

Packing Quantity Specification

1.500PCS/1Bag , 6Bags/1Box

2.10Boxes/1Carton

Label Form Specification

EVERLIGHT

CPN:

P/N:



519-1SURSYGW/S530-A3

QTY:

CAT:



HUE:

REF:

LOT NO:EL

CPN: Customer ' s Production Number

P/N : Production Number

QTY: Packing Quantity

CAT: Ranks

HUE: Peak Wavelength

REF: Reference

LOT No: Lot Number

MADE IN TAIWAN: Production Place

MADE IN TAIWAN

Notes

1. Above specification may be changed without notice. EVERLIGHT will reserve authority on material change for above specification.
2. When using this product, please observe the absolute maximum ratings and the instructions for using outlined in these specification sheets. EVERLIGHT assumes no responsibility for any damage resulting from use of the product which does not comply with the absolute maximum ratings and the instructions included in these specification sheets.
3. These specification sheets include materials protected under copyright of EVERLIGHT corporation. Please don ' t reproduce or cause anyone to reproduce them without EVERLIGHT ' s consent.

EVERLIGHT ELECTRONICS CO., LTD.

Tel: 886-2-2267-2000, 2267-9936

Office: No 25, Lane 76, Sec 3, Chung Yang Rd,

Fax: 886-2267-6244, 2267-6189, 2267-6306

Tucheng, Tainei 236, Taiwan, R.O.C

http://www.everlight.com



Technical Data Sheet

2.0*5.0mm Multi-Color Rectangle Type LED Lamps

519-1SURSYGW/S530-A3

Electro-Optical Characteristics (Ta=25)

Parameter	Symbol		Min.	Typ.	Max.	Unit	Condition
Luminous Intensity	Iv	SURW/S530	6.3	12.5	/	mcd	IF= 20 mA
		SYGW/S530	2.50	5.00	/		
Viewing Angle	2 1/2		/	180	/	deg	IF= 20 mA
Peak Wavelength	p	SURW/S530	/	632	/	nm	IF= 20 mA
		SYGW/S530	/	575	/		
Dominant Wavelength	d	SURW/S530	/	624	/	nm	IF= 20 mA
		SYGW/S530	/	573	/		
Spectrum Radiation Bandwidth		SURW/S530	/	20	/	nm	IF= 20 mA
		SYGW/S530	/	20	/		
Forward Voltage	VF	SURW/S530	/	2.0	2.4	V	IF= 20 mA
		SYGW/S530	/	2.0	2.4		
Reverse Current	IR		/	/	10	μ A	VR= 5 V

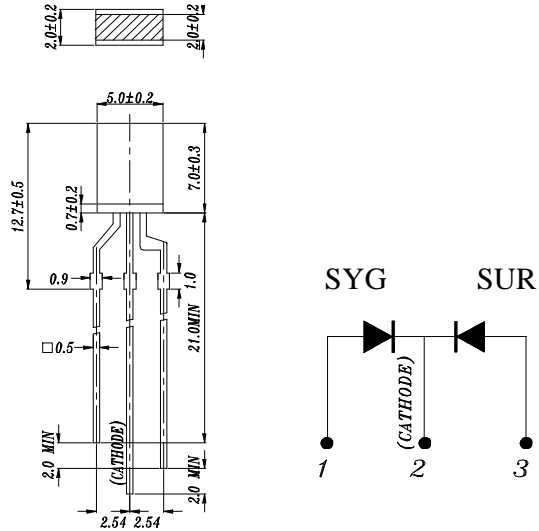


Technical Data Sheet

2.0*5.0mm Multi-Color Rectangle Type LED Lamps

519-1SURSYGW/S530-A3

Package Dimensions



Notes: 1. All dimensions are in millimetres

2. An epoxy meniscus may extend about 1.5mm(0.059") down to the lead.
3. Tolerances unless Dimension ± 0.25 mm.

Absolute Maximum Ratings at $T_a = 25$

Parameter	Symbol	Rating		Unit
Forward Current	I _F	SURW/S530	25	mA
		SYGW/S530	25	
Operating Temperature	T _{opr}	-40 to +85		
Storage Temperature	T _{stg}	-40 to +100		
Soldering Temperature	T _{sol}	260 \pm 5		
Electrostatic Discharge	ESD	2000		V
Power Dissipation	P _d	SURW/S530	60	mW
		SYGW/S530	60	
Peak Forward Current (Duty 1/10 @ 1KHz)	I _{F(Peak)}	SURW/S530	160	mA
		SYGW/S530	160	
Reverse Voltage	V _R	5		V