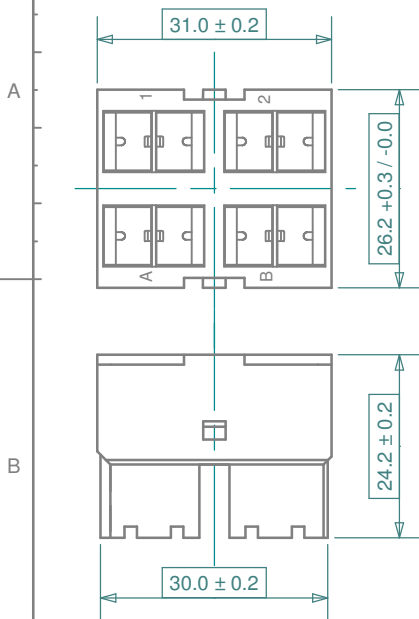
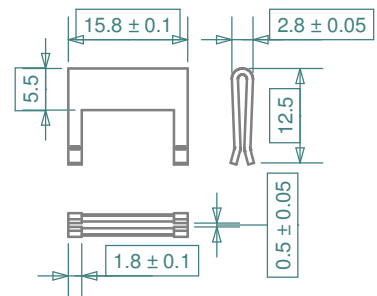


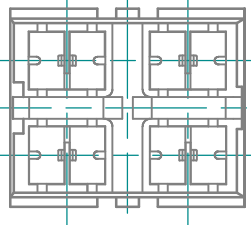
H1281 (full drawing, H1282 - H1283 only bottom key shown)



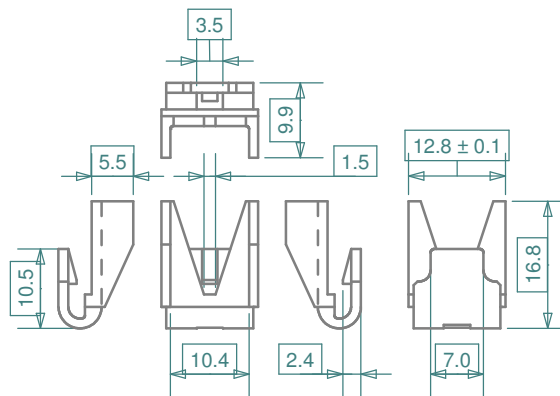
H1291



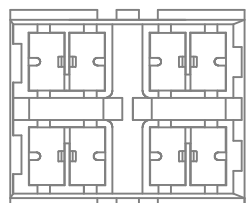
H1281 connector A - B key



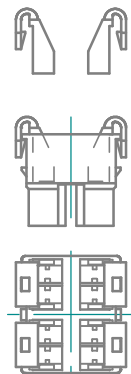
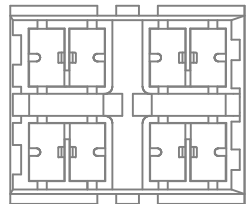
H1289



H1282 connector C - D key



H1283 connector E - F key



Above not to scale

iMaXX ref.	Description
H1275 *	FH normOTO, clear cover, 6 position
H1281	connector key, position 1-2 / A-B
H1282	connector key, position 3-4 / C-D
H1283	connector key, position 5-6 / E-F
H1289	secondary contact locking clip
H1291	jumper

* H1275 series details on other drawing

Revisions		Date	Appr.
Date	Type	Drawn	06/10
		Checked	06/10
		Standards	
		Approved	06/10
			AdH



Scale	1 : 1	Title	H1280 - H1290 parts for H1275 FH
Projection	Tolerance ± 0.2 mm unless otherwise noted	Drawing type	schematic
		Drawing number	H1280 - H1290 drawing 1
		Sheet	1 of 1
		Layers / Sheet	0 1 2 6 8 9
			Sheet 01