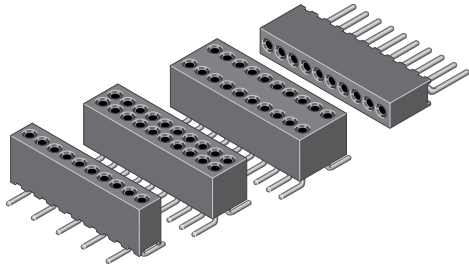


# Female Header SMD with Turned Contacts 1,27 mm

Series

**208**



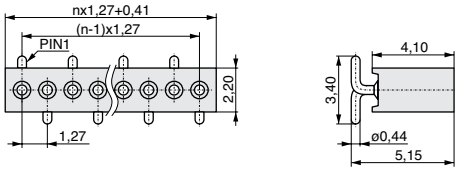
|                         |  |
|-------------------------|--|
| Rated current           | 1,0 A                                  |
| Rated voltage           | 100 V <sub>RMS</sub> / V <sub>DC</sub> |
| Withstand voltage       | 500 V <sub>RMS</sub> for one minute    |
| Material contact        | Copper alloy                           |
| Material clip           | Beryllium copper                       |
| Material insulator      | High temp. thermoplast UL94V-0         |
| Operating temperature   | -40°C to +105°C                        |
| Max. processing temper. | 260°C for 10 seconds                   |

|                 |                    |
|-----------------|--------------------|
| pitch           | <b>1,27</b>        |
| termination     |                    |
| mating pin size | <b>ø 0,38-0,50</b> |
| max. pincount   | <b>050 / 100</b>   |

All dimensions in mm.

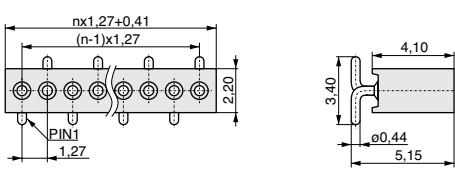
## Variation

### Layout A

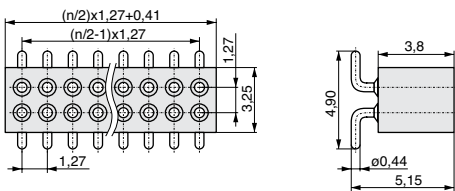


**1**

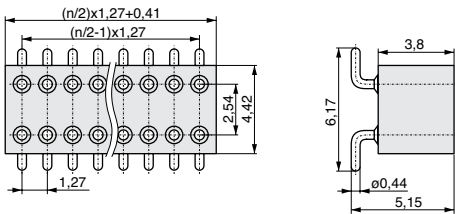
### Layout B



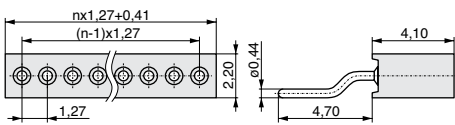
**2**



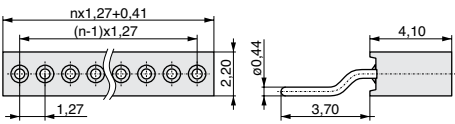
**3**



**4**

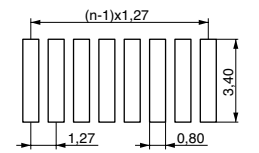
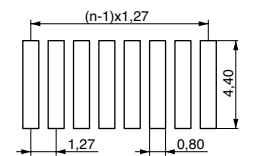
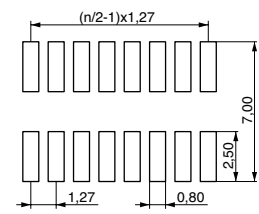
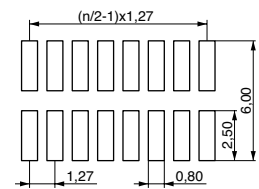
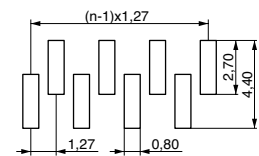
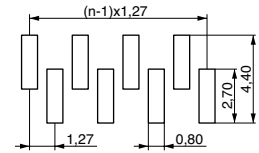


**5**



**6**

## PCB Layout



### Clip style:

H = 3 finger clip

### Plating:

T = Sn  
F = Au  
H = Au 0,75 μ

### \* No. of contacts:

Variation 1 = 002 - 050  
Variation 2 = 002 - 050  
Variation 3 = 004 - 100  
Variation 4 = 004 - 100  
Variation 5 = 002 - 050  
Variation 6 = 002 - 050

Variation (1,2,3,...)

No. of contacts \*  
(002,... - 100)

Clip style

Plating contact

Plating clip (F,H)



www.mpe-connector.de

## Order code:

208-?-?-??-0-HT?-LS0

|               |      |      |      |
|---------------|------|------|------|
| Mating series | 188  | 192  | 196  |
| see page      | 3-16 | 3-17 | 3-18 |

Product group  
**4**

CS290312\_V5