


# Female Header Dual Entry 2,54 mm

Series

**097**



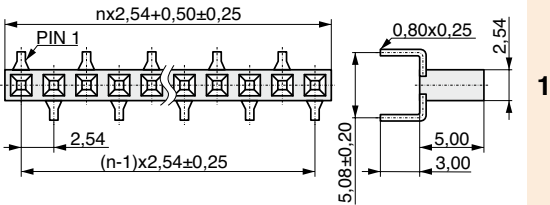
Rated current	3,0 A
Rated voltage	250 V <sub>RMS</sub> / V <sub>DC</sub>
Please consider air- and creepage distances	
Withstand voltage	500 V <sub>RMS</sub> for one minute
Material contact	Phosphor bronze
Material insulator	High temp. thermoplast UL94V-0
Operating temperature	-40°C to +105°C
Max. processing temper.	260°C for 10 seconds

pitch	<b>2,54</b>
termination	
mating pin size	<input type="checkbox"/> <b>0,64</b>
max. pincount	<b>040 / 080</b>

All dimensions in mm.

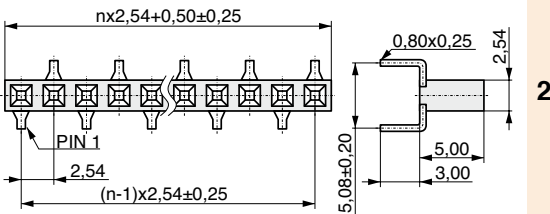
## Variation

### Layout A

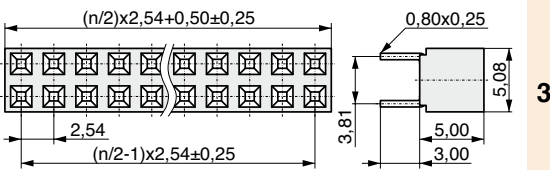


**1**

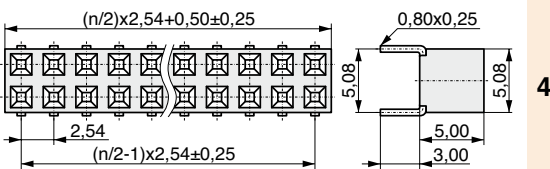
### Layout B



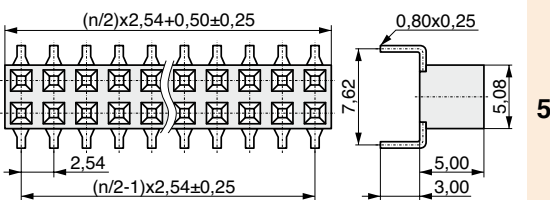
**2**



**3**



**4**



**5**

Plating:  
T = Sn  
F = Au  
S = Selective Au

Packaging:  
T = Tube

\* No. of contacts:  
Variation 1 = 002 - 040  
Variation 2 = 002 - 040  
Variation 3 = 004 - 080  
Variation 4 = 004 - 080  
Variation 5 = 004 - 080

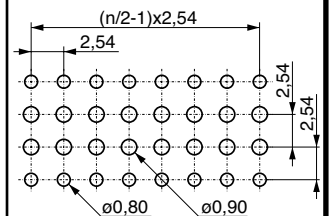
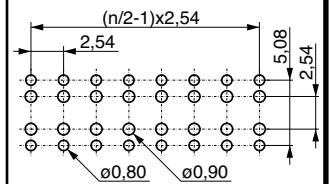
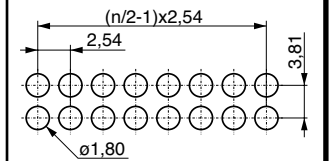
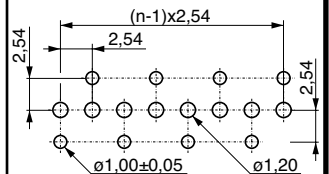
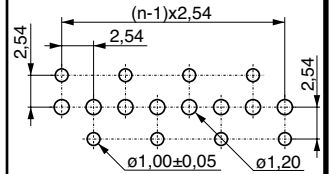
Variation (1,2,3,...)

No. of contacts \*  
(002,... - 080)

Plating contact (T,F,S)

Packaging

## PCB Layout



Product group  
**4**

Order code:

**097-1-222-0-NX-XT0**

Mating series	<b>087</b>	<b>089</b>	<b>090</b>	<b>585</b>	<b>088</b>	<b>334</b>	<b>368</b>	<b>296</b>											
see page	3-37	3-38	3-39	3-40	3-41	3-42	3-43	3-53											



www.mpe-connector.de

CS17061\_V2