



# Gears & Fuse Gears

## Semiconductor Fuses AC+DC Ferrule Fuse Holders PS27



PSI 27x60+MC PS



### FUSE HOLDERS AND FUSE DISCONNECTORS FOR FERRULE-TYPE FUSES

- SOLID ASSEMBLY OFFERING GOOD THERMAL AND MECHANICAL WITHSTANDS
- FUSE MOUNTING IN HOLDERS OR DISCONNECTORS WITH OR WITHOUT PREISOLATING AND BLOWN-FUSE INDICATING MICROSWITCHES
- PHENOLIC RESIN MODELS FOR BASIC APPLICATIONS - FIBER GLASS POLYESTER FOR APPLICATIONS IN CORROSIVE ATMOSPHERES OR IN TRACTION
- COMPLYING WITH IEC 947-3 STANDARD ( AC 20 A CLASS )
- $U_i = 1,000 \text{ V AC} - 1,250 \text{ V DC}$

### Main Characteristics

Designation	Insulation voltage rating $U_i$ AC 50/60 Hz or DC	Fuse current rating $I_N$ ( A )	Maximum operating current of fuse ( A )					Recommended copper wire size $\text{mm}^2$	Fire and fumes class
			=440 V gLB	=660 V gRB	AC1000 VURB	AC660 VURGD	660 V URQ		
PSI 27x60	1000 V AC	110	no operating limit					50	basic model UL 94 V1
PSII 27x60		125							
PSIII 27x60		160							
PSIV 27x60		170							
PSI 27x60 PRE	1250 V DC	170						70	salt spray-proof model UL 94 V0
PSII 27x60 PRE		200							
PSIII 27x60 PRE		200							
PSIV 27x60 PRE		250							
	with or without terminal covers				190	200	95		
					225	225	120		

Connecting with two screws M8 (maximum tightening torque 13.5 mN) on silver plated terminals the 95  $\text{mm}^2$  max. cable with copper terminals or with 20 x 8 max. rigid or flexible bar.

Basic model

Max. temperature ( $^{\circ}\text{C}$ ) / Relative humidity (%): 20  $^{\circ}\text{C}/95\%$  - 40  $^{\circ}\text{C}/80\%$  - 50  $^{\circ}\text{C}/50\%$

Salt spray-proof model: (BS type)

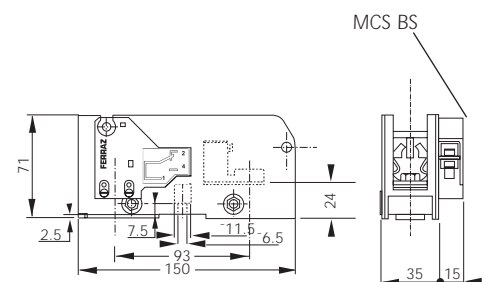
Moist tropical and equatorial climate. Corrosive atmosphere.

### Dielectric withstand tests

	R.M.S. voltage 1 mn 50/60 Hz	Impulse voltage 1.2/50 $\mu\text{s}$ (IEC694 et CEI 60)
Between close phases and phase and mass	9 kV	12 kV
Between phases and microswitch	14 kV	

### Fuse Holders and Accessories

Designation	Ref. Number	Catalog Number	Weight (g)	Packaging
PSI 27x60	B 220088	PS271	300	3 pieces
PSII 27x60	C 220089	PS272	560	2 pieces
PSIII 27x60	D 220090	PS273	920	1 piece
PSIV 27x60	E 220091	PS274	1150	1 piece
PSI 27x60+MCS BS	R 220240	PS271MCSBS	330	2 pieces
PSII 27x60+MCS BS	S 220632	PS272MCSBS	600	2 pieces
PSIII 27x60+MCS BS	P 220215	PS273MCSBS	900	1 piece
PSIV 27x60+MCS BS	S 220356	PS274MCSBS	1200	1 piece



Mounting : Direct on board or bar with two M6 screws - see below drilling diagram

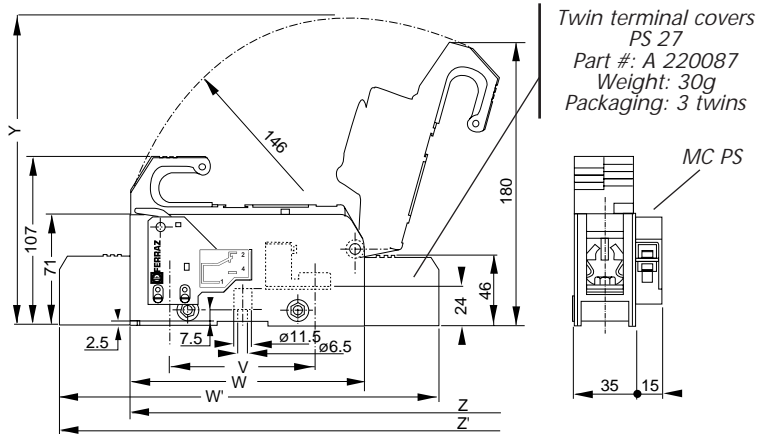




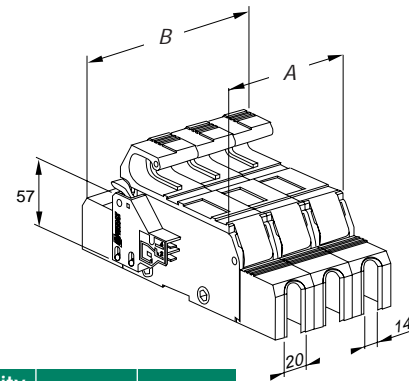
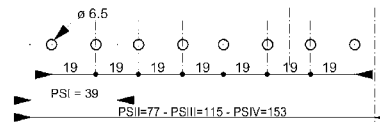
## Semiconductor Fuses AC+DC Ferrule Fuse Holders PS27

### FUSE HOLDERS AND FUSE DISCONNECTORS FOR FERRULE-TYPE FUSES

#### Fuse Disconnectors and Accessories



V: 93 Connecting distance between centers  
W: 150 Without terminals cover length  
W': 240 With terminals cover length  
Y: 196 Space factor with a 90° fuse carrier position  
Z: 284 Without terminal cover, space factor with a 180° fuse carrier position  
Z': 279 With terminal cover, space factor with a 180° fuse carrier position



Quantity of poles	A	B
1	39	53
2	77	91
3	115	129
4	153	167

Designation (basic model)	Ref. Number	Cat. Number	Weight (g)	Packaging
PSI 27x60 PRE	H 220071	PS271PRE	400	3 pieces
PSII 27x60 PRE	J 220072	PS272PRE	800	2 pieces
PSIII 27x60 PRE	K 220073	PS273PRE	1300	1 piece
PSIV 27x60 PRE	L 220074	PS274PRE	1700	1 piece
PSI 27x60 PRE+MC PS	M 220075	PS271PREMCPS	500	2 pieces
PSII 27x60 PRE+MC PS	N 220076	PS272PREMCPS	900	2 pieces
PSIII 27x60 PRE+MC PS	P 220077	PS273PREMCPS	1400	1 piece
PSIV 27x60 PRE+MC PS	Q 220078	PS274PREMCPS	1800	1 piece

Preisolating and blown fuse indicating microswitch features	
Microswitch rated current	Non-inductive circuit interrupting rating
3A - 50 Hz	3A - 250V
3A - DC	3A - 30V 0.5A - 110V

- Reliable minimum operating voltage/ current : 10V - 10mA
- Connecting with 6.35 mm lug

Catalog Number (salt spray-proof model)	Ref. Number	Cat. Number	Weight (g)	Packaging
PSI 27x60 PRE BS	R 220079	PS271PREBS	500	3 pieces
PSII 27x60 PRE BS	S 220080	PS272PREBS	1030	2 pieces
PSIII 27x60 PRE BS	T 220081	PS273PREBS	1540	1 piece
PSIV 27x60 PRE BS	V 220082	PS274PREBS	2080	1 piece
PSI 27x60 PRE BS+MC PS	W 220083	PS271PREBSMCPS	540	2 pieces
PSII 27x60 PRE BS+MC PS	X 220084	PS272PREBSMCPS	1100	2 pieces
PSIII 27x60 PRE BS+MC PS	Y 220085	PS273PREBSMCPS	1600	1 piece
PSIV 27x60 PRE BS+MC PS	Z 220086	PS274PREBSMCPS	2100	1 piece