

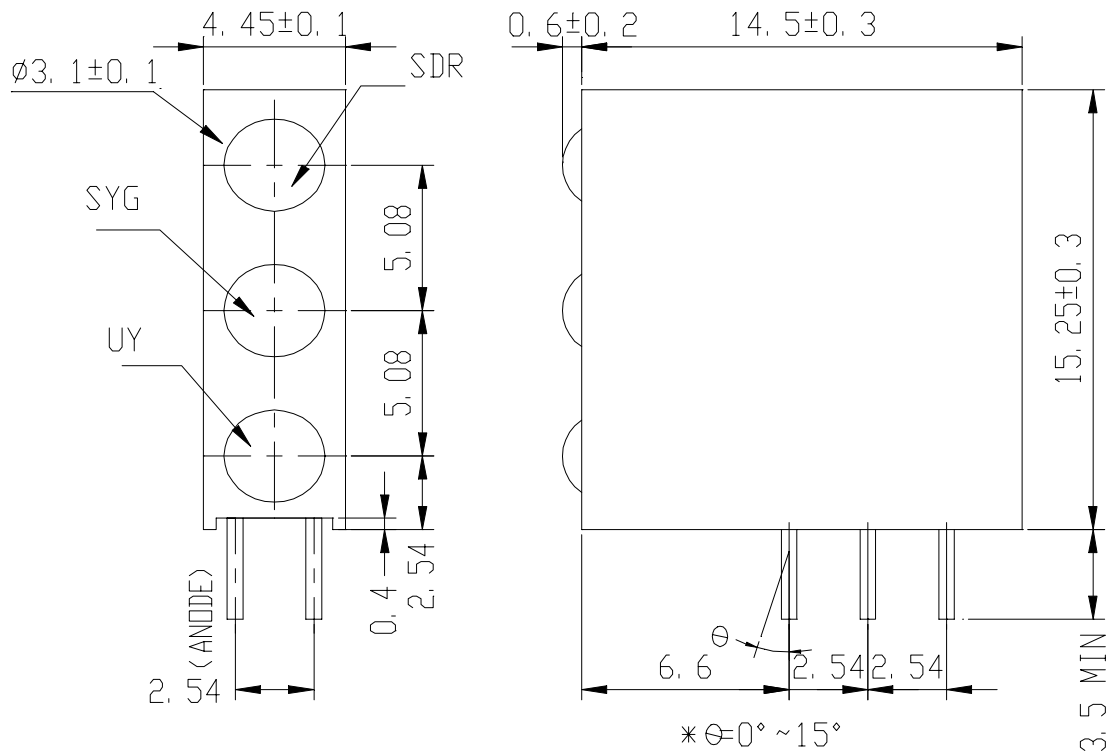


EVERLIGHT ELECTRONICS CO.,LTD.

Device Number : DAE-076-463 REV: 1.0

MODEL NO : A764B/SDRSYGUY/S530-A2 ECN : Page: 1/9

■ Package Dimensions:



■ Notes:

- 1.All dimensions are in millimeters, tolerance is 0.25mm except being specified
- 2.Lead spacing is measured where the lead emerges from the package

LED PART NO	Chip		Lens Color
	Material	Emitted Color	
234-10SDRD/S530-A2	AlGaInP	Super Deep-Red	Red Diffused
234-10SYGD/S530-A2	AlGaInP	Super Yellow Green	Green Diffused
234-10UYD/S530-A2	AlGaInP	Super Yellow	Yellow Diffused

B89061601,8906144

OFFICE : NO. 25,Lane 76,Sec.3, Chung Yang Rd., Tucheng 236, Taipei, Taiwan, R.O.C.

TEL : 886-2-2267-2000,2267-9936

FAX : 886-2-2267-6244,22676189,22676306

<http://www.everlight.com>



■ Descriptions:

- 1.ARRAY=Plastic Holder+Combination of Lamps
- 2.The array will easily mount the applicable lamps on any panel

■ Features:

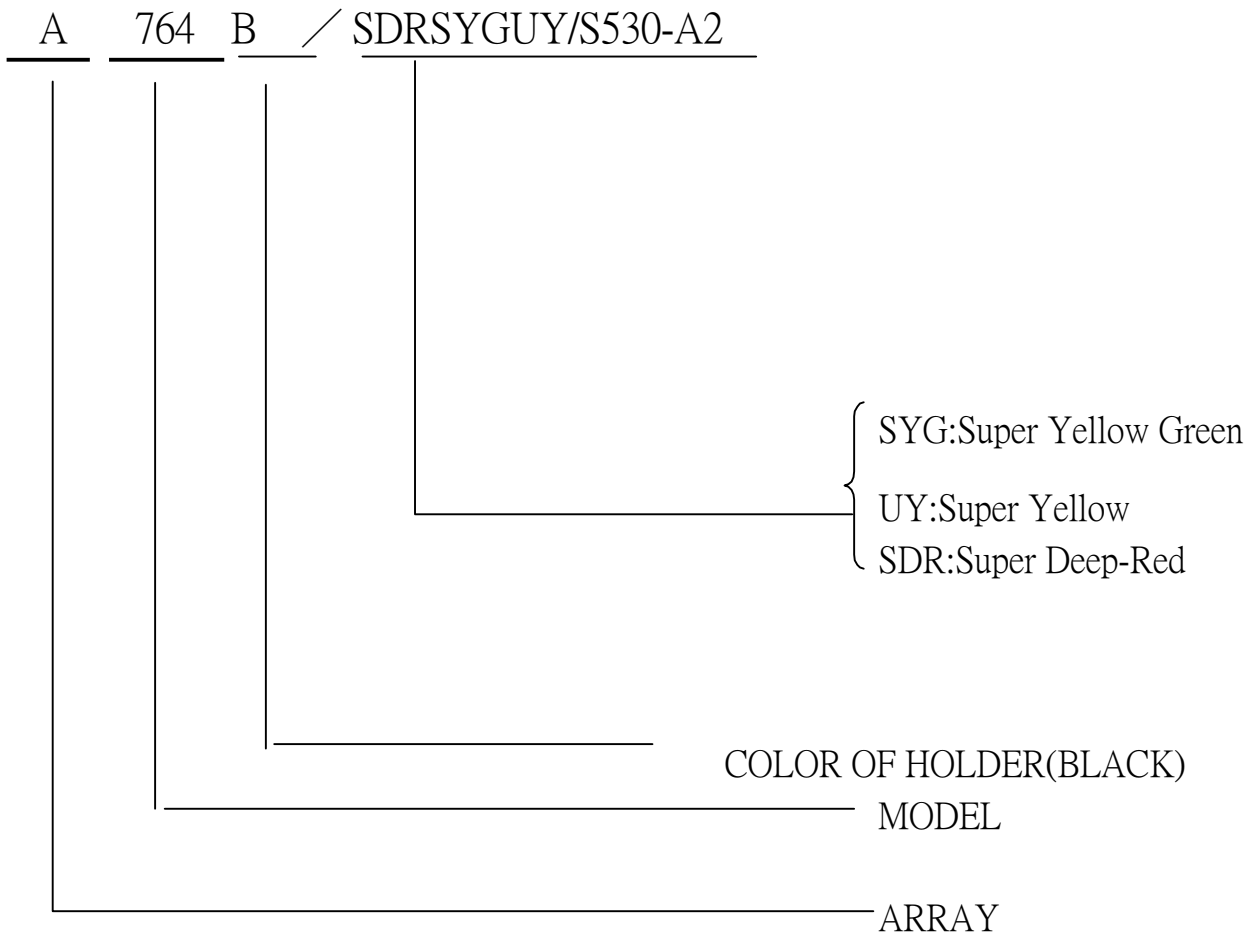
- 1.Low power consumption
- 2.High efficiency and low cost
- 3.Good control and free combinations on the colors of LED lamps
- 5.Good lock and easy to assembly
- 6.Stackable and easy to assembly
- 7.Stackable vertically and easy to assembly
- 8.Versatile mounting on PCB or panel
- 9.Stackable horizontally and easy to assembly

■ Applications:

- 1.Used as indicators of indicating the degrees, functions, positions etc, in electronic instruments.



■ LED LAMP ARRAYS SELECTION GUIDE:





EVERLIGHT ELECTRONICS CO.,LTD.

Device Number : DAE-076-463 REV: 1.0

MODEL NO : A764B/SDRSYGUY/S530-A2

ECN : _____ Page: 4/9

Absolute Maximum Ratings at Ta = 25°C

SDR	Parameter	Symbol	Rating	Unit
	Forward Current	I _F	25	mA
	Operating Temperature	T _{opr}	-40 to +85	°C
	Storage Temperature	T _{stg}	-40 to +100	°C
	Soldering Temperature	T _{sol}	260 ± 5	°C
	Electrostatic Discharge	ESD	2000	V
	Power Dissipation	P _d	60	mW
	Peak Forward Current(Duty 1/10 @ 1KHZ)	I _{F(Peak)}	160	mA
	Reverse Voltage	V _R	5	V

Electronic Optical Characteristics :

Parameter	Symbol	Min.	Typ.	Max.	Unit	Condition
Luminous Intensity	I _v	40	63	/	mcd	I _F = 20 mA
Viewing Angle	2θ 1/2	/	45	/	deg	I _F = 20 mA
Peak Wavelength	λ _p	/	650	/	nm	I _F = 20 mA
Dominant Wavelength	λ _d	/	639	/	nm	I _F = 20 mA
Spectrum Radiation Bandwidth	Δλ	/	20	/	nm	I _F = 20 mA
Forward Voltage	V _F	/	2.0	2.4	V	I _F = 20 mA
Reverse Current	I _R	/	/	10	μA	V _R = 5 V



■ Absolute Maximum Ratings at Ta = 25°C

Parameter	Symbol	Rating	Unit
Forward Current	IF	25	mA
Operating Temperature	Topr	-40 to +85	°C
Storage Temperature	Tstg	-40 to +100	°C
Soldering Temperature	Tsol	260 ± 5	°C
Electrostatic Discharge	ESD	2000	V
Power Dissipation	Pd	60	mW
Peak Forward Current(Duty 1/10 @ 1KHZ)	IF(Peak)	160	mA
Reverse Voltage	VR	5	V

■ Electronic Optical Characteristics :

Parameter	Symbol	Min.	Typ.	Max.	Unit	Condition
Luminous Intensity	Iv	16	25	/	mcd	IF= 20 mA
Viewing Angle	2θ 1/2	/	45	/	deg	IF= 20 mA
Peak Wavelength	λ p	/	575	/	nm	IF= 20 mA
Dominant Wavelength	λ d	/	573	/	nm	IF= 20 mA
Spectrum Radiation Bandwidth	△ λ	/	20	/	nm	IF= 20 mA
Forward Voltage	VF	/	2.0	2.4	V	IF= 20 mA
Reverse Current	IR	/	/	10	μ A	VF= 5 V



EVERLIGHT ELECTRONICS CO.,LTD.

Device Number : DAE-076-463 REV: 1.0

MODEL NO : A764B/SDRSYGUY/S530-A2

ECN : _____ Page: 6/9

Absolute Maximum Ratings at Ta = 25°C

UY

Parameter	Symbol	Rating	Unit
Forward Current	IF	25	mA
Operating Temperature	Topr	-40 to +85	°C
Storage Temperature	Tstg	-40 to +100	°C
Soldering Temperature	Tsol	260 ± 5	°C
Electrostatic Discharge	ESD	2000	V
Power Dissipation	Pd	60	mW
Peak Forward Current(Duty 1/10 @ 1KHZ)	IF(Peak)	160	mA
Reverse Voltage	VF	5	V

Electronic Optical Characteristics :

Parameter	Symbol	Min.	Typ.	Max.	Unit	Condition
Luminous Intensity	Iv	25	40	/	mcd	IF= 20 mA
Viewing Angle	2θ 1/2	/	45	/	deg	IF= 20 mA
Peak Wavelength	λ p	/	591	/	nm	IF= 20 mA
Dominant Wavelength	λ d	/	589	/	nm	IF= 20 mA
Spectrum Radiation Bandwidth	Δ λ	/	15	/	nm	IF= 20 mA
Forward Voltage	VF	/	2.0	2.4	V	IF= 20 mA
Reverse Current	IR	/	/	10	μ A	VR= 5 V



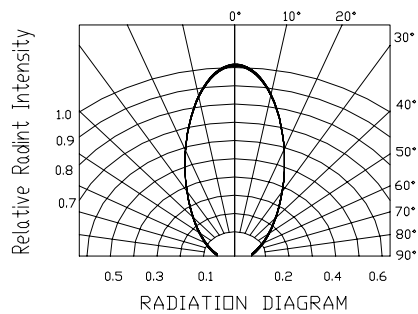
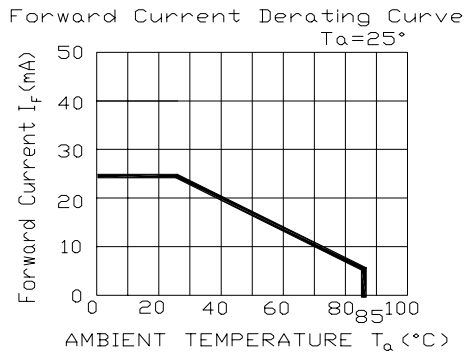
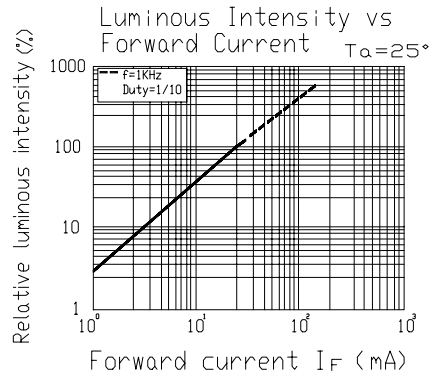
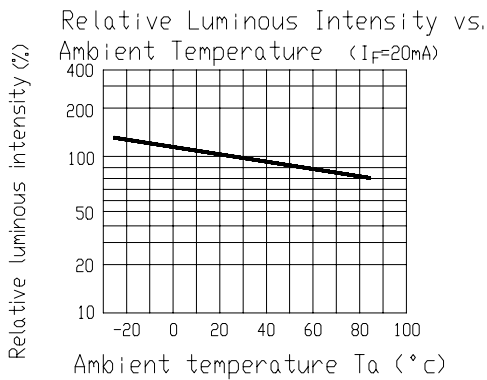
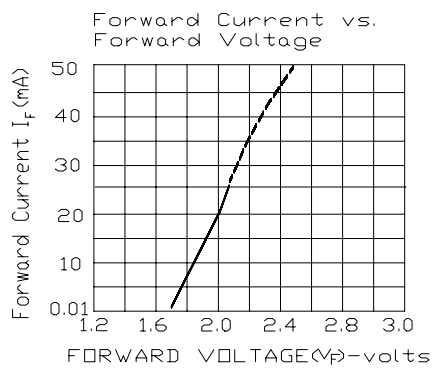
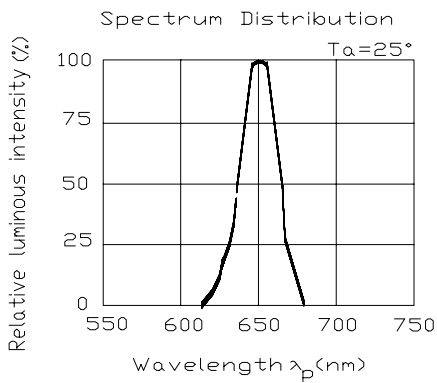
EVERLIGHT ELECTRONICS CO.,LTD.

Device Number : DAE-076-463 REV: 1.0

MODEL NO : A764B/SDRSYGUY/S530-A2 ECN : _____ Page: 7/9

■ Typical Electro-Optical Characteristic Curves

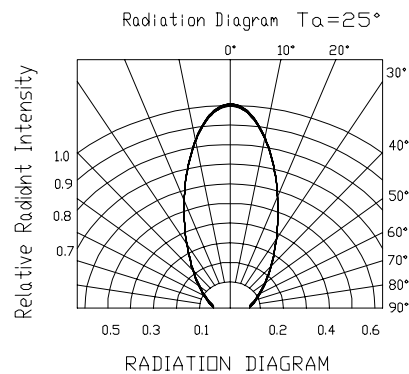
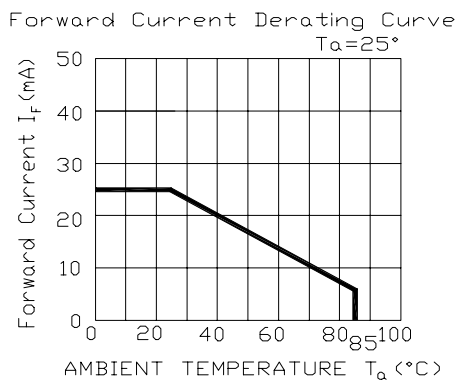
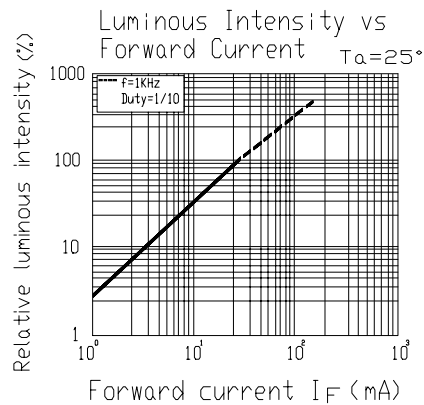
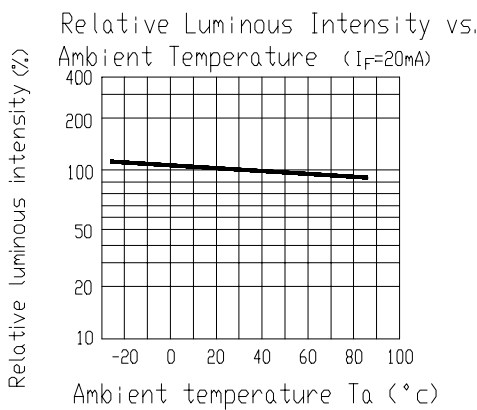
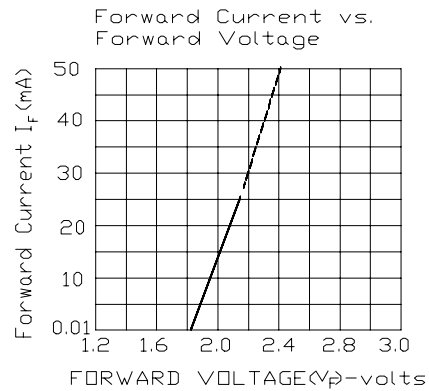
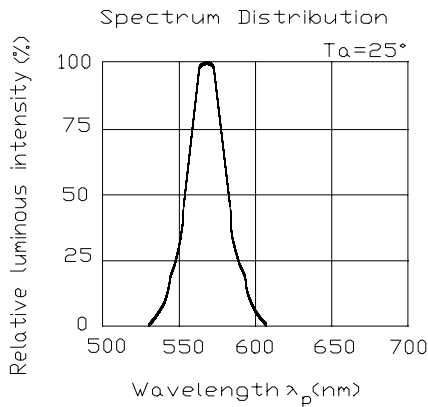
SDR





■ Typical Electro-Optical Characteristic Curves

SYG





■ Typical Electro-Optical Characteristic Curves

UY

