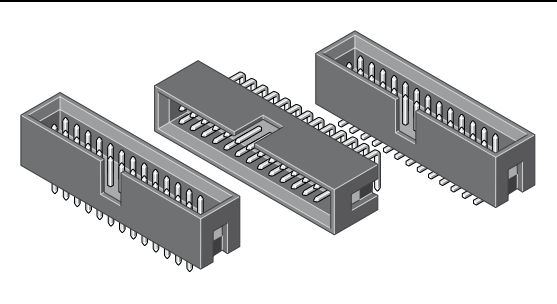


Pin Header Shrouded 2,54 mm

Series

093



Rated current	3,0 A
Rated voltage	150 V _{RMS} / V _{DC}
Withstand voltage	500 V _{RMS} for one minute
Material contact	Copper alloy
Material insulator	High temp. thermoplast UL94V-0
Operating temperature	-40°C to +105°C
Max. processing temper.	260°C for 10 seconds

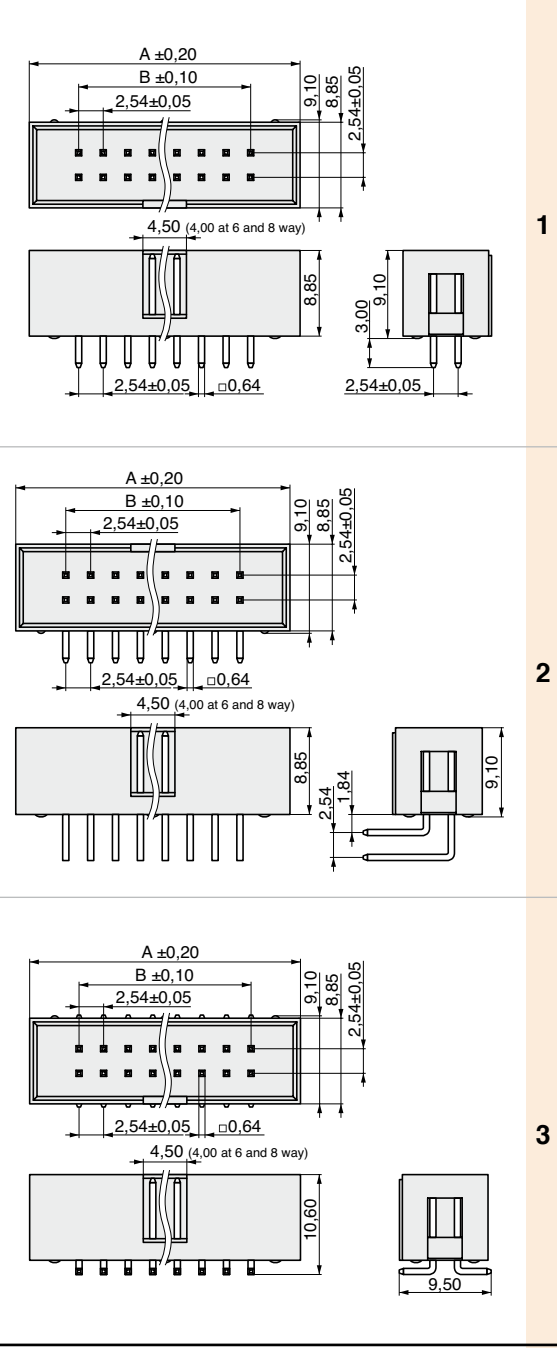
pitch	2,54
termination	
contact size	□ 0,64
max. pincount	064

All dimensions in mm.

Product group
3

Variation

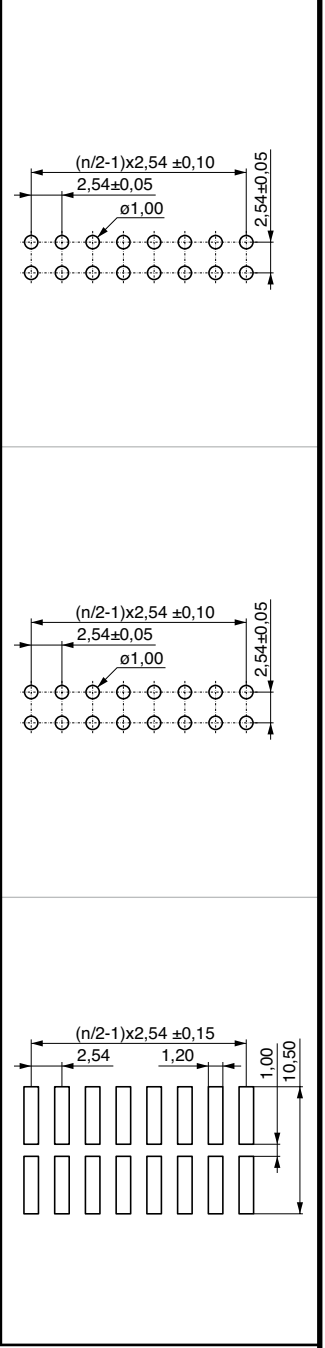
PCB Layout



1

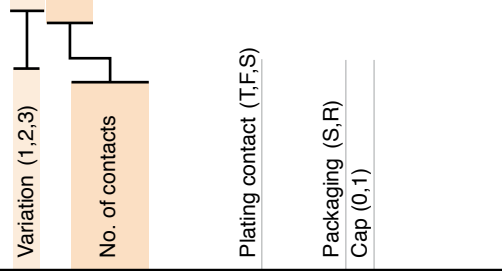
2

3



no. of contacts	see figure left	see figure left	available in variation		
			n	A	B
006	15,28	5,08	1	2	3
008	17,82	7,62	1	2	3
010	20,36	10,16	1	2	3
012	22,90	12,70	1	2	3
014	25,44	15,24	1	2	3
016	27,98	17,78	1	2	3
020	33,06	22,86	1	2	3
024	38,14	27,94	1	2	3
026	40,68	30,48	1	2	3
030	45,76	35,56	1	2	3
034	50,84	40,64	1	2	3
040	58,46	48,26	1	2	3
050	71,16	60,96	1	2	3
060	83,86	73,66	1	2	3
064	88,94	78,74	1	2	3

Plating: T = Sn, F = Au, S = Selective Au
 Packaging: S = Standard, R = Reel
 Cap: 0 = Without cap, 1 = With cap



Order code: **093 - 2 - 222 - 0 - 1 - B 2 2**

Mating series	101	430																	
see page	6-9	6-10																	



MPE-Garry GmbH • Schafflerstraße 13 • 87629 Füssen • Germany • Phone: +49 (0) 83 62 / 91 56-0 • Fax: +49 (0) 83 62 / 91 56-500 • Email: vk@mpe-connector.de • www.mpe-connector.de

CS160912_V3