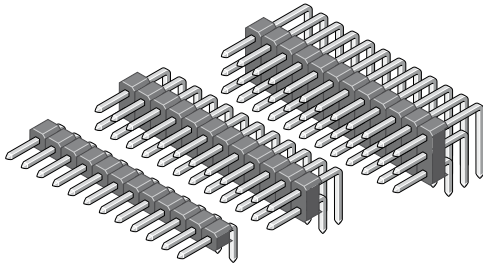


Pin Header Right Angled 2,54 mm

Series

088



Rated current	3,0 A
Rated voltage	250 V _{RMS} / V _{DC}
Withstand voltage	Please consider air- and creepage distances
Material contact	Copper alloy
Material insulator	High temp. thermoplast UL94V-0
Operating temperature	-40°C to +105°C
Max. processing temper.	260°C for 10 seconds

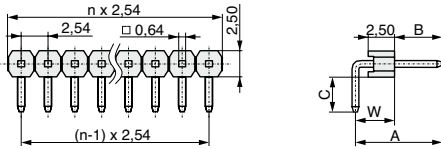
pitch	2,54
termination	
contact size	0,64
max. pincount	050/100/120

All dimensions in mm.

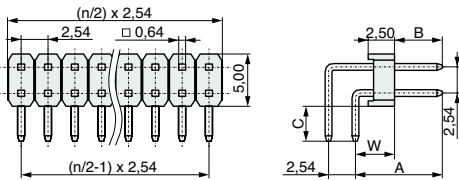
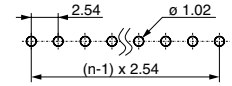
Product group
3

Variation

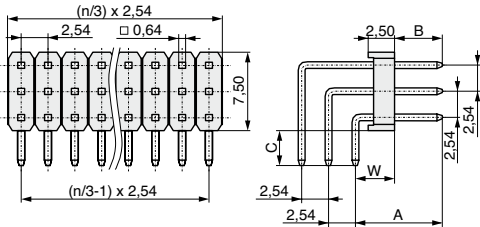
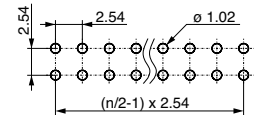
PCB Layout



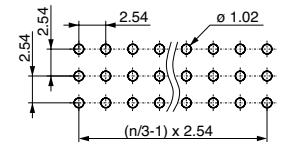
1



2



3



see figure left	see figure left	see figure left	see figure left	available in variation		
A	B	C	W			
7,40	3,50	3,30	3,90	1	2	3
8,70	4,80	3,30	3,90	1	2	3
10,00	6,10	3,30	3,90	1	2	3
10,80	6,90	3,30	3,90	1	2	3
13,80	9,90	3,30	3,90	1	2	3
15,90	12,00	3,30	3,90	1	2	3
17,70	13,80	3,30	3,90	1	2	3
18,90	15,00	3,30	3,90	1	2	3
21,00	17,10	3,30	3,90	1	2	

Plating:
T = Sn
F = Au
S = Seletive Au

* No. of contacts:
Variation 1 = 001 - 050
Variation 2 = 002 - 100
Variation 3 = 003 - 120

Variation (1,2,3)

No. of contacts*
(001, ..., - 120)

Plating contact (T,F,S)

A (1/100 mm)
e.g. 1000 = 10,00 mm



www.mpe-connector.de

Order code:

088 - - - - - 0 - - - - - XS0 - - - - -

Mating series	094	095	096	097	298	299	099	100	098	366	111	115	612	613	114	122	120	430		
see page	4-22	4-23	4-24	4-25	4-26	4-27	4-28	4-29	4-30	4-31	4-32	4-33	4-34	4-35	4-37	4-38	4-39	6-10		