






| | | |
|---|--|----------------|
|  | DIN LV FUSE-LINKS D | 52 - 53 |
| | D fuse-links gG | 52 |
| | D fuse-links flink | 53 |
|  | IEC D FUSE BASES | 54 - 57 |
| | D fuse-bases and accessories | 54 |
|  | DIN LV FUSE-LINKS D0 | 58 - 59 |
| | NEOZED D0 fuse-links aM 400/440VAC | 58 |
| | NEOZED D0 fuse-links gG 400/440VAC | 59 |
|  | IEC D0 FUSE BASES | 60 - 67 |
| | NEOKIT | 60 |
| | INNOZED® | 61 |
| | NEOZED D0 fuse-bases 400VAC | 64 |
|  | D0 FUSE COMBINATION UNITS | 68 - 70 |
| | LINOCUR® | 68 |

D fuse-links gG

500 to 690VAC/500VDC

PRODUCT RANGE



NDZGG50V16

Size NDZ gG

| Catalog number | Item number | Rated voltage AC (IEC) | Rated voltage DC (IEC) | Rated current I _n | Colour | Package | Weight |
|----------------|-------------|------------------------|------------------------|------------------------------|--------|---------|--------|
| NDZGG50V2 | W212539 | 500 V | 500 V | 2 A | pink | 25 | 13.3 g |
| NDZGG50V4 | G213055 | 500 V | 500 V | 4 A | brown | 25 | 13.3 g |
| NDZGG50V6 | C213557 | 500 V | 500 V | 6 A | green | 25 | 13.3 g |
| NDZGG50V10 | B214062 | 500 V | 500 V | 10 A | red | 25 | 13.3 g |
| NDZGG50V16 | J214575 | 500 V | 500 V | 16 A | grey | 25 | 13.3 g |
| NDZGG50V20 | Q215087 | 500 V | 500 V | 20 A | blue | 25 | 13.3 g |
| NDZGG50V25 | Q215593 | 500 V | 500 V | 25 A | yellow | 25 | 13.3 g |



DIIGG50V6

Size DIIG gG

| Catalog number | Item number | Rated voltage AC (IEC) | Rated voltage DC (IEC) | Rated current I _n | Colour | Power dissipation at I _n | Package | Weight |
|----------------|-------------|------------------------|------------------------|------------------------------|--------|-------------------------------------|---------|--------|
| DIIGG50V2 | Z219718 | 500 V | 500 V | 2 A | pink | 2.1 W | 25 | 26.8 g |
| DIIGG50V4 | G222163 | 500 V | 500 V | 4 A | brown | 2 W | 25 | 26.8 g |
| DIIGG50V6 | B222917 | 500 V | 500 V | 6 A | green | 1.2 W | 25 | 26.8 g |
| DIIGG50V10 | K200707 | 500 V | 500 V | 10 A | red | 1.6 W | 25 | 26.8 g |
| DIIGG50V10/6F | D213558 | 500 V | 500 V | 10 A | red | 1.6 W | 25 | 26.8 g |
| DIIGG50V16 | K201765 | 500 V | 500 V | 16 A | grey | 2.4 W | 25 | 26.8 g |
| DIIGG50V20 | A211508 | 500 V | 500 V | 20 A | blue | 2.1 W | 25 | 26.8 g |
| DIIGG50V25 | X212540 | 500 V | 500 V | 25 A | yellow | 3.5 W | 25 | 26.8 g |



DIIGG50V63

Size DIIGG gG

| Catalog number | Item number | Rated voltage AC (IEC) | Rated voltage DC (IEC) | Rated current I _n | Colour | Power dissipation at I _n | Package | Weight |
|----------------|-------------|------------------------|------------------------|------------------------------|--------|-------------------------------------|---------|--------|
| DIIGG50V32 | M229091 | 500 V | 500 V | 32 A | black | - | 25 | 51.6 g |
| DIIGG50V35 | C214063 | 500 V | 500 V | 35 A | black | 3.7 W | 25 | 51.6 g |
| DIIGG50V50 | K214576 | 500 V | 500 V | 50 A | white | 5.2 W | 25 | 51.6 g |
| DIIGG50V63 | R215088 | 500 V | 500 V | 63 A | copper | 6 W | 25 | 51.6 g |



DIVGG50V80

Size DIVG gG

| Catalog number | Item number | Rated voltage AC (IEC) | Rated voltage DC (IEC) | Rated current I _n | Colour | Power dissipation at I _n | Package | Weight |
|----------------|-------------|------------------------|------------------------|------------------------------|--------|-------------------------------------|---------|--------|
| DIVGG50V80 | V216609 | 500 V | 500 V | 80 A | silver | 7.9 W | 10 | 110 g |
| DIVGG50V100 | M217637 | 500 V | 500 V | 100 A | red | 8.9 W | 10 | 120 g |



DVGG50V125

Size DVGG gG

| Catalog number | Item number | Rated voltage AC (IEC) | Rated voltage DC (IEC) | Rated current I _n | Colour | Power dissipation at I _n | Package | Weight |
|----------------|-------------|------------------------|------------------------|------------------------------|--------|-------------------------------------|---------|--------|
| DVGG50V125 | V218150 | 500 V | 500 V | 125 A | yellow | 10 W | 5 | 200 g |
| DVGG50V160 | G218667 | 500 V | 500 V | 160 A | copper | 16.5 W | 5 | 200 g |
| DVGG50V200 | W219186 | 500 V | 500 V | 200 A | blue | 18 W | 5 | 200 g |

D fuse-links flink

500VAC/500VDC

PRODUCT RANGE



NDZFK50V2

Size NDZ flink

| Catalog number | Item number | Rated voltage AC (IEC) | Rated voltage DC (IEC) | Rated current I _n | Colour | Package | Weight |
|----------------|-------------|------------------------|------------------------|------------------------------|--------|---------|--------|
| NDZFK50V2 | C222918 | 500 V | 500 V | 2 A | pink | 25 | 12.9 g |
| NDZFK50V4 | L200708 | 500 V | 500 V | 4 A | brown | 25 | 12.9 g |
| NDZFK50V6 | A201250 | 500 V | 500 V | 6 A | green | 25 | 12.9 g |
| NDZFK50V10 | L201766 | 500 V | 500 V | 10 A | red | 25 | 12.9 g |
| NDZFK50V16 | D207049 | 500 V | 500 V | 16 A | grey | 25 | 12.9 g |
| NDZFK50V20 | B211509 | 500 V | 500 V | 20 A | blue | 25 | 12.9 g |
| NDZFK50V25 | Y212541 | 500 V | 500 V | 25 A | yellow | 25 | 12.9 g |



DIIFK50V2

Size DII flink

| Catalog number | Item number | Rated voltage AC (IEC) | Rated voltage DC (IEC) | Rated current I _n | Colour | Package | Weight |
|----------------|-------------|------------------------|------------------------|------------------------------|--------|---------|--------|
| DIIFK50V2 | E213559 | 500 V | 500 V | 2 A | pink | 25 | 26.8 g |
| DIIFK50V4 | D214064 | 500 V | 500 V | 4 A | brown | 25 | 26.8 g |
| DIIFK50V6 | L214577 | 500 V | 500 V | 6 A | green | 25 | 26.8 g |
| DIIFK50V10 | S215089 | 500 V | 500 V | 10 A | red | 25 | 26.8 g |
| DIIFK50V10/6F | X218152 | 500 V | 500 V | 10 A | red | 25 | 26.8 g |
| DIIFK50V16 | A216108 | 500 V | 500 V | 16 A | grey | 25 | 26.8 g |
| DIIFK50V20 | J217128 | 500 V | 500 V | 20 A | blue | 25 | 26.8 g |
| DIIFK50V25 | P217639 | 500 V | 500 V | 25 A | yellow | 25 | 26.8 g |



DIIIFK50V35

Size DIII flink

| Catalog number | Item number | Rated voltage AC (IEC) | Rated voltage DC (IEC) | Rated current I _n | Colour | Package | Weight |
|----------------|-------------|------------------------|------------------------|------------------------------|--------|---------|--------|
| DIIIFK50V35 | J218669 | 500 V | 500 V | 35 A | black | 25 | 52.8 g |
| DIIIFK50V50 | J222165 | 500 V | 500 V | 50 A | white | 25 | 52.8 g |
| DIIIFK50V63 | M200709 | 500 V | 500 V | 63 A | copper | 25 | 52.8 g |

D fuse-bases and accessories

PRODUCT RANGE



00685.110000

Size DII/DIII with touch protection, DIN rail mounting

| Catalog number | Item number | Size | Rated voltage AC (IEC) | Rated voltage DC (IEC) | Rated current I_n | Number of poles/phases | Connection | Cable termination | Package | Weight |
|----------------|-------------|------|------------------------|------------------------|---------------------|------------------------|---|--|---------|--------|
| 00685.110000 | D211511 | DII | 500 V | 500 V | 25 A | 1 | Cross section 1,5 to 10 mm ² | Clamping yokes | 10 | 120 g |
| 00686.410000 | C216110 | DIII | 500 V | 500 V | 63 A | 1 | Cross section 2,5 to 25 mm ² | Clamp straps with 2 screws / clamping yoke | 10 | 170 g |



00685.100000

Size DII/DIII without touch protection, DIN rail mounting

| Catalog number | Item number | Size | Rated voltage AC (IEC) | Rated voltage DC (IEC) | Rated current I_n | Number of poles/phases | Connection | Cable termination | Package | Weight |
|----------------|-------------|------|------------------------|------------------------|---------------------|------------------------|---|--|---------|--------|
| 00685.100000 | K207055 | DII | 500 V | 500 V | 25 A | 1 | Cross section 1,5 to 10 mm ² | Clamping yokes | 15 | 100 g |
| 00686.400000 | V215597 | DIII | 500 V | 500 V | 63 A | 1 | Cross section 2,5 to 25 mm ² | Clamp straps with 2 screws / clamping yoke | 15 | 150 g |



00081.110000

Size DII/DIII with touch protection, screw mounting

| Catalog number | Item number | Size | Rated voltage AC (IEC) | Rated voltage DC (IEC) | Rated current I_n | Number of poles/phases | Connection | Cable termination | Package | Weight |
|----------------|-------------|------|------------------------|------------------------|---------------------|------------------------|---|--|---------|--------|
| 00081.110000 | Z219189 | DII | 500 V | 500 V | 25 A | 1 | Cross section 1,5 to 10 mm ² | Clamping yokes | 10 | 120 g |
| 00072.410000 | A212543 | DIII | 500 V | 500 V | 63 A | 1 | Cross section 2,5 to 25 mm ² | Clamp straps with 2 screws / clamping yoke | 10 | 160 g |

D fuse-bases and accessories

PRODUCT RANGE



00081.100000

Size DII/DIII without touch protection, screw mounting

| Catalog number | Item number | Size | Rated voltage AC (IEC) | Rated voltage DC (IEC) | Rated current I _n | Number of poles/phases | Connection | Cable termination | Package | Weight |
|----------------|-------------|------|------------------------|------------------------|------------------------------|------------------------|---|--|---------|--------|
| 00081.100000 | K218670 | DII | 500 V | 500 V | 25 A | 1 | Cross section 1,5 to 10 mm ² | Clamping yokes | 15 | 100 g |
| 00072.400000 | H212021 | DIII | 500 V | 500 V | 63 A | 1 | Cross section 2,5 to 25 mm ² | Clamp straps with 2 screws / clamping yoke | 15 | 150 g |



00685.700000

Size DII/DIII cover caps for touch protection

| Catalog number | Item number | Size | Number of poles/phases | Design | Package | Weight |
|----------------|-------------|------|------------------------|-------------|---------|--------|
| 00685.700000 | H214068 | DII | 1 | Width 40mm | 30 | 15 g |
| 00625.700000 | N213061 | DII | 3 | Width 107mm | 8 | 110 g |
| 00686.700000 | X215093 | DIII | 1 | Width 50mm | 30 | 17 g |
| 00686.709000 | X215599 | DIII | 1 | Width 54mm | 30 | 18.5 g |



02071.000000

D Screw caps, plastic-design, with testing hole

| Catalog number | Item number | Size | Thread | Rated voltage AC (IEC) | Rated voltage DC (IEC) | Rated current I _n | Design | Package | Weight |
|----------------|-------------|------|--------|------------------------|------------------------|------------------------------|-------------------|---------|--------|
| 02071.000000 | L201720 | DII | E27 | 500 V | 500 V | 25 A | with testing-hole | 20 | 28.7 g |
| 02072.000000 | E214019 | DIII | E33 | 500 V | 500 V | 63 A | with testing-hole | 20 | 27.7 g |

D fuse-bases and accessories

PRODUCT RANGE



00590.000200

D Screw caps, porcelain-design

| Catalog number | Item number | Size | Thread | Rated voltage AC (IEC) | Rated voltage DC (IEC) | Rated current I _n | Package | Weight |
|--|-------------|------|--------|------------------------|------------------------|------------------------------|---------|--------|
| with testing-hole | | | | | | | | |
| 00590.000200 | L217130 | DII | E27 | 500 V | 500 V | 25 A | 20 | 38.8 g |
| 00591.000200 | R217641 | DIII | E33 | 500 V | 500 V | 63 A | 20 | 64.6 g |
| with testing-hole and stainless steel | | | | | | | | |
| 00690.000200 | E218619 | DII | E27 | 500 V | 500 V | 25 A | 20 | 41 g |
| 00691.000200 | B213004 | DIII | E33 | 500 V | 500 V | 63 A | 20 | 37.3 g |
| without testing-hole | | | | | | | | |
| 00589.000000 | Z216613 | NDZ | E16 | 500 V | 500 V | 25 A | 50 | 21.2 g |
| 00690.000000 | Z218108 | DII | E27 | 500 V | 500 V | 25 A | 20 | 39.5 g |
| 00691.000000 | F211973 | DIII | E33 | 500 V | 500 V | 63 A | 20 | 60 g |
| long design | | | | | | | | |
| 00605.000000 | L218671 | DIII | E33 | 690 V | - | 16 A | 25 | 110 g |



00690.000200



00589.000000



00605.000000



01657.002000

D Screw gauge pieces

| Catalog number | Item number | Size | Rated current I _n | Colour | Package | Weight |
|----------------|-------------|------|------------------------------|--------|---------|--------|
| 01657.002000 | A219190 | DII | 2 A | pink | 25 | 14.2 g |
| 01657.004000 | D219722 | DII | 4 A | brown | 25 | 14.2 g |
| 01657.006000 | L222167 | DII | 6 A | green | 25 | 14.2 g |
| 01657.010000 | F222921 | DII | 10 A | red | 25 | 14.2 g |
| 01657.016000 | P200711 | DII | 16 A | grey | 25 | 14.2 g |
| 01657.020000 | D201253 | DII | 20 A | blue | 25 | 14.2 g |
| 01657.025000 | P201769 | DII | 25 A | yellow | 25 | 14.2 g |
| 01658.035000 | C207071 | DIII | 35 A | black | 25 | 22 g |
| 01658.050000 | E211512 | DIII | 50 A | white | 25 | 22 g |
| 01658.063000 | J212022 | DIII | 63 A | copper | 25 | 22 g |



01658.063000

D fuse-bases and accessories

PRODUCT RANGE



01652.002000

D Gauge rings

| Catalog number | Item number | Size | Rated current I _n | Colour | Package | Weight |
|----------------|-------------|------|------------------------------|--------|---------|--------|
| 01652.002000 | W215092M | DII | 2 A | pink | 25 | 4.9 g |
| 01652.004000 | W215598M | DII | 4 A | brown | 25 | 4.9 g |
| 01652.006000 | D216111M | DII | 6 A | green | 25 | 4.9 g |
| 01652.010000 | A216614M | DII | 10 A | red | 25 | 4.9 g |
| 01652.016000 | M217131M | DII | 16 A | grey | 25 | 4.9 g |
| 01652.020000 | S217642M | DII | 20 A | blue | 25 | 4.9 g |
| 01652.025000 | A218155M | DII | 25 A | yellow | 25 | 4.9 g |
| 01653.002000 | M218672M | DIII | 2 A | pink | 25 | 7.6 g |
| 01653.004000 | E219723M | DIII | 4 A | brown | 25 | 7.6 g |
| 01653.006000 | M222168M | DIII | 6 A | green | 25 | 7.6 g |
| 01653.010000 | G222922M | DIII | 10 A | red | 25 | 7.6 g |
| 01653.016000 | Q200712M | DIII | 16 A | grey | 25 | 7.6 g |
| 01653.020000 | E201254M | DIII | 20 A | blue | 25 | 7.6 g |
| 01653.025000 | Q201770M | DIII | 25 A | yellow | 25 | 7.6 g |
| 01653.035000 | L207079M | DIII | 35 A | black | 25 | 7.6 g |
| 01653.050000 | F211513M | DIII | 50 A | white | 25 | 7.6 g |



01657.993000

Key for D Gauge pieces

| Catalog number | Item number | Size | Package | Weight |
|----------------|-------------|----------|---------|--------|
| 01657.993000 | E216112 | DII/DIII | 10 | 22.5 g |



00181.900000

D Touch protection rings

| Catalog number | Item number | Size | Package | Weight |
|----------------|-------------|------|---------|--------|
| 00181.900000 | K222120 | DII | 50 | 15 g |
| 00182.900000 | A222870 | DIII | 40 | 18.7 g |



00581.000000

D Adapter fittings

| Catalog number | Item number | Size | Design | Package | Weight |
|----------------|-------------|-------------|---------------------------------------|---------|--------|
| 00581.000000 | C212545 | DII -> DIII | for DII fuse-links to DIII fuse-bases | 24 | 14.1 g |



02071.800000

D Locking caps

| Catalog number | Item number | Size | Thread | Rated current I _n | Colour | Design | Package | Weight |
|----------------|-------------|------|--------|------------------------------|--------|-----------------------------------|---------|--------|
| 02071.800000 | B216615 | DII | E27 | 25 A | black | EVU, for authorized personal only | 5 | 32.7 g |
| 02071.810000 | N217132 | DII | E33 | 25 A | red | Industrie | 5 | 32.7 g |
| 02072.800000 | T217643 | DIII | E27 | 63 A | black | EVU, for authorized personal only | 5 | 38.5 g |
| 02072.810000 | B218156 | DIII | E33 | 63 A | red | Industrie | 5 | 38.5 g |



01714.820000

D Locking keys

| Catalog number | Item number | Design | Package | Weight |
|----------------|-------------|---|---------|--------|
| 01714.820000 | K213564A | for authorized personnel only (Utilities) | 1 | 32.5 g |
| 01714.830000 | J214069A | - | 1 | 45 g |

NEOZED D0 fuse-links aM 400/440VAC

PRODUCT RANGE



D02AM44V25

Size D02 (E18) aM

| Catalog number | Item number | Rated voltage AC (IEC) | Rated current I_n | Colour | Power dissipation at I_n | Utilisation category | Package | Weight |
|----------------|-------------|------------------------|---------------------|--------|----------------------------|----------------------|---------|--------|
| D02AM44V20 | H211607 | 440 V | 20 A | blue | 2.5 W | aM | 10 | 13.2 g |
| D02AM44V25 | F212640 | 440 V | 25 A | yellow | 3 W | aM | 10 | 13.2 g |
| D02AM44V35 | J213655 | 440 V | 35 A | black | 4 W | aM | 10 | 13.2 g |

NEOZED D0 fuse-links gG 400/440VAC

PRODUCT RANGE



D01GG40V2

Size D01 (E14) gG

| Catalog number | Item number | Rated voltage AC (IEC) | Rated voltage DC (IEC) | Rated current I _n | Colour | Power dissipation at I _n | Utilisation category | Package | Weight |
|----------------|-------------|------------------------|------------------------|------------------------------|--------|-------------------------------------|----------------------|---------|--------|
| D01GG40V2 | T214676 | 400 V | 250 V | 2 A | pink | 1.5 W | gG | 50 | 6.6 g |
| D01GG40V4 | W200809 | 400 V | 250 V | 4 A | brown | 1.6 W | gG | 50 | 6.6 g |
| D01GG40V6 | B215695 | 400 V | 250 V | 6 A | green | 1.7 W | gG | 50 | 6.6 g |
| D01GG40V10 | W211090 | 400 V | 250 V | 10 A | red | 1.8 W | gG | 50 | 6.6 g |
| D01GG40V13 | C201206 | 400 V | 250 V | 13 A | black | 2.1 W | gG | 50 | 6.6 g |
| D01GG40V16 | R223023 | 400 V | 250 V | 16 A | grey | 2.2 W | gG | 50 | 6.6 g |



D02GG40V20

Size D02 (E18)gG

| Catalog number | Item number | Rated voltage AC (IEC) | Rated voltage DC (IEC) | Rated current I _n | Colour | Power dissipation at I _n | Utilisation category | Package | Weight |
|----------------|-------------|------------------------|------------------------|------------------------------|--------|-------------------------------------|----------------------|---------|--------|
| D02GG40V20 | B217742 | 400 V | 250 V | 20 A | blue | 2 W | gG | 50 | 12 g |
| D02GG40V25 | W213160 | 400 V | 250 V | 25 A | yellow | 3 W | gG | 50 | 12 g |
| D02GG40V32 | S227647 | 400 V | 250 V | 32 A | black | - | gG | 50 | 12 g |
| D02GG40V35 | R219826 | 400 V | 250 V | 35 A | black | 3.9 W | gG | 50 | 12 g |
| D02GG40V40 | Q1028666 | 400 V | 250 V | 40 A | black | 3.9 W | gG | 50 | 12 g |
| D02GG40V50 | D215191 | 400 V | 250 V | 50 A | white | 4.7 W | gG | 50 | 12 g |
| D02GG40V63 | C201873 | 400 V | 250 V | 63 A | copper | 5.4 W | gG | 50 | 12 g |



D03GG40V80

Size D03 (M30x2) gG

| Catalog number | Item number | Rated voltage AC (IEC) | Rated voltage DC (IEC) | Rated current I _n | Colour | Power dissipation at I _n | Utilisation category | Package | Weight |
|----------------|-------------|------------------------|------------------------|------------------------------|--------|-------------------------------------|----------------------|---------|--------|
| D03GG40V80 | L216716 | 400 V | 250 V | 80 A | silver | 5.6 W | gG | 10 | 41 g |
| D03GG40V100 | N212647 | 400 V | 250 V | 100 A | red | 6.7 W | gG | 10 | 41 g |



D01GG44V10

Size D01 (E14) gG Marine

| Catalog number | Item number | Rated voltage AC (IEC) | Rated voltage DC (IEC) | Rated current I _n | Colour | Power dissipation at I _n | Utilisation category | Package | Weight |
|----------------|-------------|------------------------|------------------------|------------------------------|--------|-------------------------------------|----------------------|---------|--------|
| D01GG44V2 | E218780 | 440 V | 250 V | 2 A | pink | 1.5 W | gG | 50 | 6.6 g |
| D01GG44V4 | V219829 | 440 V | 250 V | 4 A | brown | 1.6 W | gG | 50 | 6.6 g |
| D01GG44V6 | X223028 | 440 V | 250 V | 6 A | green | 1.7 W | gG | 50 | 6.6 g |
| D01GG44V10 | S201358 | 440 V | 250 V | 10 A | red | 1.8 W | gG | 50 | 6.6 g |
| D01GG44V16 | C211096 | 440 V | 250 V | 16 A | grey | 2.2 W | gG | 50 | 6.6 g |



D02GG44V25

Size D02 (E18) gG Marine

| Catalog number | Item number | Rated voltage AC (IEC) | Rated voltage DC (IEC) | Rated current I _n | Colour | Power dissipation at I _n | Utilisation category | Package | Weight |
|----------------|-------------|------------------------|------------------------|------------------------------|--------|-------------------------------------|----------------------|---------|--------|
| D02GG44V20 | X212126 | 440 V | 250 V | 20 A | blue | 2 W | gG | 50 | 12.6 g |
| D02GG44V25 | S213663 | 440 V | 250 V | 25 A | yellow | 3 W | gG | 50 | 12.6 g |
| D02GG44V35 | C214684 | 440 V | 250 V | 35 A | black | 3.9 W | gG | 50 | 12.6 g |
| D02GG44V50 | J215702 | 440 V | 250 V | 50 A | white | 4.7 W | gG | 50 | 12.6 g |
| D02GG44V63 | N216718 | 440 V | 250 V | 63 A | copper | 5.1 W | gG | 50 | 12.6 g |

NEOKIT

PRODUCT RANGE

D0 fuse-disconnectors 400VAC



09490.021000

Size D01 (E14) with fuse-monitoring, DIN rail mounting

| Catalog number | Item number | Size | Rated voltage AC (IEC) | Rated current I _n | Number of poles/phases | Connection | Package | Weight |
|----------------|-------------|------|------------------------|------------------------------|------------------------|--|---------|--------|
| 09490.021000 | D1004390 | D01 | 400 V | 2 A | 1 | Cross section 1.5 to 16mm ² | 12 | 61 g |
| 09490.041000 | E1004391 | D01 | 400 V | 4 A | 1 | Cross section 1.5 to 16mm ² | 12 | 61 g |
| 09490.061000 | F1004392 | D01 | 400 V | 6 A | 1 | Cross section 1.5 to 16mm ² | 12 | 61 g |
| 09490.062000 | G1004393 | D01 | 400 V | 6 A | 2 | Cross section 1.5 to 16mm ² | 6 | 120 g |
| 09490.063000 | J1004395 | D01 | 400 V | 6 A | 3 | Cross section 1.5 to 16mm ² | 4 | 180 g |
| 09490.101000 | K1004396 | D01 | 400 V | 10 A | 1 | Cross section 1.5 to 16mm ² | 12 | 61 g |
| 09490.102000 | L1004397 | D01 | 400 V | 10 A | 2 | Cross section 1.5 to 16mm ² | 6 | 120 g |
| 09490.103000 | M1004398 | D01 | 400 V | 10 A | 3 | Cross section 1.5 to 16mm ² | 4 | 180 g |
| 09490.131000 | P1004400 | D01 | 400 V | 13 A | 1 | Cross section 1.5 to 16mm ² | 12 | 61 g |
| 09490.132000 | Q1004401 | D01 | 400 V | 13 A | 2 | Cross section 1.5 to 16mm ² | 6 | 120 g |
| 09490.133000 | R1004402 | D01 | 400 V | 13 A | 3 | Cross section 1.5 to 16mm ² | 4 | 180 g |
| 09490.161000 | S1004403 | D01 | 400 V | 16 A | 1 | Cross section 1.5 to 16mm ² | 12 | 61 g |
| 09490.162000 | T1004404 | D01 | 400 V | 16 A | 2 | Cross section 1.5 to 16mm ² | 6 | 120 g |
| 09490.163000 | W1004406 | D01 | 400 V | 16 A | 3 | Cross section 1.5 to 16mm ² | 4 | 180 g |



09490.021100

Size D01 (E14) without fuse-monitoring, DIN rail mounting

| Catalog number | Item number | Size | Rated voltage AC (IEC) | Rated current I _n | Number of poles/phases | Connection | Package | Weight |
|----------------|-------------|------|------------------------|------------------------------|------------------------|--|---------|--------|
| 09490.021100 | N1004376 | D01 | 400 V | 2 A | 1 | Cross section 1.5 to 16mm ² | 12 | 59 g |
| 09490.041100 | P1004377 | D01 | 400 V | 4 A | 1 | Cross section 1.5 to 16mm ² | 12 | 59 g |
| 09490.061100 | Q1004378 | D01 | 400 V | 6 A | 1 | Cross section 1.5 to 16mm ² | 12 | 59 g |
| 09490.062100 | R1004379 | D01 | 400 V | 6 A | 2 | Cross section 1.5 to 16mm ² | 6 | 120 g |
| 09490.063100 | S1004380 | D01 | 400 V | 6 A | 3 | Cross section 1.5 to 16mm ² | 4 | 180 g |
| 09490.101100 | T1004381 | D01 | 400 V | 10 A | 1 | Cross section 1.5 to 16mm ² | 12 | 59 g |
| 09490.102100 | V1004382 | D01 | 400 V | 10 A | 2 | Cross section 1.5 to 16mm ² | 6 | 120 g |
| 09490.103100 | W1004383 | D01 | 400 V | 10 A | 3 | Cross section 1.5 to 16mm ² | 4 | 180 g |
| 09490.131100 | X1004384 | D01 | 400 V | 13 A | 1 | Cross section 1.5 to 16mm ² | 12 | 59 g |
| 09490.132100 | Y1004385 | D01 | 400 V | 13 A | 2 | Cross section 1.5 to 16mm ² | 6 | 120 g |
| 09490.133100 | Z1004386 | D01 | 400 V | 13 A | 3 | Cross section 1.5 to 16mm ² | 4 | 180 g |
| 09490.161100 | A1004387 | D01 | 400 V | 16 A | 1 | Cross section 1.5 to 16mm ² | 12 | 59 g |
| 09490.162100 | B1004388 | D01 | 400 V | 16 A | 2 | Cross section 1.5 to 16mm ² | 6 | 120 g |
| 09490.163100 | C1004389 | D01 | 400 V | 16 A | 3 | Cross section 1.5 to 16mm ² | 4 | 180 g |

INNOZED®

PRODUCT RANGE

D0 fuse-bases with touch protection



04724.000000

INNOZED D01 16 A, 400 V AC single pole E14

| Catalog number | Item number | Design | Package | Weight |
|----------------|-------------|---|---------|--------|
| 04724.000000 | W1032489 | both sides double function clamp 1.5-35 mm ² | 9 | 83.3 g |



04734.000000

INNOZED D01 16 A, 400 V AC triple pole E14

| Catalog number | Item number | Design | Package | Weight |
|----------------|-------------|---|---------|--------|
| 04734.000000 | X1032490 | both sides double function clamp 1.5-35 mm ² | 3 | 240 g |



04725.000000

INNOZED D02 63 A, 400 V AC single pole E18

| Catalog number | Item number | Design | Package | Weight |
|----------------|-------------|---|---------|--------|
| 04725.000000 | Y1032491 | both sides double function clamp 1.5-35 mm ² | 9 | 80.8 g |



04735.000000

INNOZED D02 63 A, 400 V AC triple pole E18

| Catalog number | Item number | Design | Package | Weight |
|----------------|-------------|---|---------|--------|
| 04735.000000 | Z1032492 | both sides double function clamp 1.5-35 mm ² | 3 | 240 g |

D0 fuse-bases with touch protection



01714.000200

01715.000000

D0 screw caps 400V AC synthetic

| Catalog number | Item number | Features | Package | Weight |
|----------------|-------------|--|---------|--------|
| 01714.000200 | E212501 | D01, E14, 16A, with testing hole | 20 | 11.8 g |
| 01715.000200 | P211981 | D02, E18, 63A, with testing hole | 20 | 11.6 g |
| 11714.000220 | R214536 | D01, E14, 16A, with sealing and testing hole | 20 | 11.6 g |
| 11715.000220 | S214537 | D02, E18, 63A, with sealing and testing hole | 20 | 11.6 g |
| 01715.000000 | L206435 | D02, E18, 63A, without testing hole | 20 | 12 g |
| 01715.890200 | M214026 | D02, E18, 63A, with adapter insert for fuse links size D01 | 20 | 12.4 g |



01711.000200

01770.000200

D0 screw caps 400/440 VAC, 250 V DC porcelain, with removal grips

| Catalog number | Item number | Features | Package | Weight |
|----------------|-------------|----------------------------------|---------|--------|
| 01710.000200 | H201211 | D01, E14, 16A, with testing hole | 20 | 16.4 g |
| 01711.000200 | T215044 | D02, E18, 63A, with testing hole | 20 | 18.5 g |
| 01770.000200 | F1033740 | D01, E14, 16A, with testing hole | 20 | 16.4 g |



01705.006000

01705.010000

D0 cartridge ring adapter inserts D01 E14

| Catalog number | Item number | Features | Package | Weight |
|----------------|-------------|-----------|---------|--------|
| 01705.002000 | J216576 | 2A, pink | 50 | 0.4 g |
| 01705.004000 | J219681 | 4A, brown | 50 | 0.4 g |
| 01705.006000 | P206438 | 6A, green | 50 | 0.4 g |
| 01705.010000 | M213014 | 10A, red | 50 | 0.4 g |



01706.002000

01706.020000

D0 cartridge ring adapter inserts D02 E18

| Catalog number | Item number | Application | Features | Package | Weight |
|----------------|-------------|--------------------------------------|-------------|---------|--------|
| 01706.002000 | K216577 | For D01 fuse links in D02 fuse bases | 2A, pink | 50 | 0.6 g |
| 01706.004000 | S222127 | For D01 fuse links in D02 fuse bases | 4A, brown | 50 | 0.6 g |
| 01706.006000 | R211983 | For D01 fuse links in D02 fuse bases | 6A, green | 50 | 0.6 g |
| 01706.010000 | H216069 | For D01 fuse links in D02 fuse bases | 10A, red | 50 | 0.6 g |
| 01706.016000 | Q218629 | For D01 fuse links in D02 fuse bases | 16A, grey | 50 | 0.5 g |
| 01706.020000 | S200668 | For D02 fuse links | 20A, blue | 50 | 0.5 g |
| 01706.025000 | R213524 | For D02 fuse links | 25A, yellow | 50 | 0.6 g |
| 01706.035000 | J216070 | For D02 fuse links | 35A, black | 50 | 0.5 g |
| 01706.050000 | R218630 | For D02 fuse links | 50A, white | 50 | 0.6 g |

INNOZED®

D0 fuse-bases with touch protection

ACCESSORIES

D/D0 SYSTEM



02963.000000



22963.003000



22963.363000

Wiring bars

| Catalog number | Item number | Design | Package | Weight |
|----------------|-------------|---|---------|--------|
| 02963.000000 | M215107 | single pole, 16 mm ² , partition 27 mm (distance of poles), peg design, L-shaped | 5 | 170 g |
| 22963.003000 | K302873 | triple pole, 16 mm ² , partition 27 mm (distance of poles), peg design, L-shaped | 5 | 660 g |
| 22963.361000 | J1002417 | single pole, 35 mm ² , partition 27 mm (distance of poles), peg design, L-shaped | 5 | 470 g |
| 22963.363000 | L302874 | triple pole, 35 mm ² , partition 27 mm (distance of poles), peg design, L-shaped | 5 | 1210 g |
| 02901.000000 | E302891 | end cap for single pole wiring bus bar | 10 | 0.4 g |
| 02901.350000 | K1002418 | endcover for triple pole wiring bus bar | 10 | 0.5 g |
| 02903.165000 | G302893 | end cap for triple pole wiring bus bars up to 16 mm ² | 10 | 1.8 g |
| 02903.350000 | R302902 | end cap for triple pole wiring bus bars up to 35 mm ² | 10 | 1.5 g |



02901.000000



02901.350000



02903.165000

MERSEN reserves the right to change, update or correct, without notice, any information contained in this datasheet.

NEOZED D0 fuse-bases 400VAC

PRODUCT RANGE



01720.170000

Size D01 (E14) with touch protection, DIN rail mounting

| Catalog number | Item number | Size | Rated voltage AC (IEC) | Rated current I _n | Number of poles/phases | Connection | Cable termination | Package | Weight |
|----------------|-------------|------|------------------------|------------------------------|------------------------|--|--------------------------------|---------|--------|
| 01720.170000 | B211463 | D01 | 400 V | 16 A | 1 | Cross section 1,5 to 4 mm ² | Clamping yokes | 20 | 76.7 g |
| 01720.370000 | T215550 | D01 | 400 V | 16 A | 1 | Cross section 1,5 to 4 mm ² | Clamping yoke / screw terminal | 20 | 69.5 g |
| 01730.172000 | A219144 | D01 | 400 V | 16 A | 3 | Cross section 1,5 to 4 mm ² | Clamping yokes | 5 | 220 g |



01720.150000

Size D01 (E14) without touch protection, DIN rail mounting

| Catalog number | Item number | Size | Rated voltage AC (IEC) | Rated current I _n | Number of poles/phases | Connection | Cable termination | Package | Weight |
|----------------|-------------|------|------------------------|------------------------------|------------------------|--|-------------------|---------|--------|
| 01720.150000 | J200660 | D01 | 400 V | 16 A | 1 | Cross section 1,5 to 4 mm ² | Clamping yokes | 20 | 68 g |
| 01730.152000 | B216063 | D01 | 400 V | 16 A | 3 | Cross section 1,5 to 4 mm ² | Clamping yokes | 5 | 41 g |



01720.100000

Size D01 (E14) without touch protection, screw mounting

| Catalog number | Item number | Size | Rated voltage AC (IEC) | Rated current I _n | Number of poles/phases | Connection | Cable termination | Package | Weight |
|----------------|-------------|------|------------------------|------------------------------|------------------------|--|-------------------|---------|--------|
| 01720.100000 | Z216061 | D01 | 400 V | 16 A | 1 | Cross section 1,5 to 4 mm ² | Clamping yokes | 20 | 3.2 g |
| 01730.100000 | K200661 | D01 | 400 V | 16 A | 3 | Cross section 1,5 to 4 mm ² | Clamping yokes | 5 | 40 g |



01721.270000

Size D02 (E18) with touch protection, DIN rail mounting

| Catalog number | Item number | Size | Rated voltage AC (IEC) | Rated current I _n | Number of poles/phases | Connection | Cable termination | Package | Weight |
|----------------|-------------|------|------------------------|------------------------------|------------------------|---|--|---------|--------|
| 01721.270000 | M200663 | D02 | 400 V | 63 A | 1 | Cross section 1,5 to 25 mm ² | Clamp straps with 2 screws | 20 | 89.5 g |
| 01721.470000 | K218624 | D02 | 400 V | 63 A | 1 | Cross section 1,5 to 25 mm ² | Clamp strap with 2 screws / screw terminal | 20 | 93 g |
| 01731.272000 | E222874 | D02 | 400 V | 63 A | 3 | Cross section 1,5 to 25 mm ² | Clamp straps with 2 screws | 5 | 280 g |



01721.450000

Size D02 (E18) without touch protection, DIN rail mounting

| Catalog number | Item number | Size | Rated voltage AC (IEC) | Rated current I _n | Number of poles/phases | Connection | Cable termination | Package | Weight |
|----------------|-------------|------|------------------------|------------------------------|------------------------|---|--|---------|--------|
| 01721.250000 | J218623 | D02 | 400 V | 63 A | 1 | Cross section 1,5 to 25 mm ² | Clamp straps with 2 screws | 20 | 72 g |
| 01721.450000 | W215552 | D02 | 400 V | 63 A | 1 | Cross section 1,5 to 25 mm ² | Clamp strap with 2 screws / screw terminal | 20 | 72 g |
| 01731.252000 | Y217601 | D02 | 400 V | 63 A | 3 | Cross section 1,5 to 25 mm ² | Clamp straps with 2 screws | 5 | 250 g |
| 01731.452000 | M211979 | D02 | 400 V | 63 A | 3 | Cross section 1,5 to 25 mm ² | Clamp strap with 2 screws / screw terminal | 5 | 46.2 g |



01721.200000

Size D02 (E18) without touch protection, screw mounting

| Catalog number | Item number | Size | Rated voltage AC (IEC) | Rated current I _n | Number of poles/phases | Connection | Cable termination | Package | Weight |
|----------------|-------------|------|------------------------|------------------------------|------------------------|---|--|---------|--------|
| 01721.200000 | M214532 | D02 | 400 V | 63 A | 1 | Cross section 1,5 to 25 mm ² | Clamp straps with 2 screws | 20 | 71.5 g |
| 01721.400000 | F213008 | D02 | 400 V | 63 A | 1 | Cross section 1,5 to 25 mm ² | Clamp strap with 2 screws / screw terminal | 20 | 72 g |
| 01731.200000 | F216573 | D02 | 400 V | 63 A | 3 | Cross section 1,5 to 25 mm ² | Clamp straps with 2 screws | 5 | 240 g |
| 01731.400000 | K206365 | D02 | 400 V | 63 A | 3 | Cross section 1,5 to 25 mm ² | Clamp strap with 2 screws / screw terminal | 5 | 9 g |

MERSEN reserves the right to change, update or correct, without notice, any information contained in this datasheet.

NEOZED D0 fuse-bases 400VAC

PRODUCT RANGE



01722.470000

Size D03 (M30x2) with touch protection, DIN rail mounting

| Catalog number | Item number | Size | Rated voltage AC (IEC) | Rated current I _n | Number of poles/phases | Connection | Cable termination | Package | Weight |
|----------------|-------------|------|------------------------|------------------------------|------------------------|--|--|---------|--------|
| 01722.470000 | F216067 | D03 | 400 V | 100 A | 1 | Cross section 10 to 50 mm ² | Clamp strap with 2 screws / screw terminal | 10 | 220 g |



01722.450000

Size D03 (M30x2) without touch protection, DIN rail mounting

| Catalog number | Item number | Size | Rated voltage AC (IEC) | Rated current I _n | Number of poles/phases | Connection | Cable termination | Package | Weight |
|----------------|-------------|------|------------------------|------------------------------|------------------------|--|--|---------|--------|
| 01722.450000 | Q214535 | D03 | 400 V | 100 A | 1 | Cross section 10 to 50 mm ² | Clamp strap with 2 screws / screw terminal | 10 | 200 g |



01722.400000

Size D03 (M30x2) without touch protection, screw mounting

| Catalog number | Item number | Size | Rated voltage AC (IEC) | Rated current I _n | Number of poles/phases | Connection | Cable termination | Package | Weight |
|----------------|-------------|------|------------------------|------------------------------|------------------------|--|--|---------|--------|
| 01722.400000 | J213011 | D03 | 400 V | 100 A | 1 | Cross section 10 to 50 mm ² | Clamp strap with 2 screws / screw terminal | 10 | 190 g |



01722.480000

Size D03 general fuse-bases with cover cap

| Catalog number | Item number | Size | Rated voltage AC (IEC) | Rated current I _n | Number of poles/phases | Connection | Cable termination | Package | Weight |
|-----------------------|-------------|------|------------------------|------------------------------|------------------------|--|--|---------|--------|
| snap-on-fixing | | | | | | | | | |
| 01722.480000 | H219680 | D03 | 400 V | 100 A | 1 | Cross section 10 to 50 mm ² | Clamp strap with 2 screws / screw terminal | 10 | 260 g |
| screw mounting | | | | | | | | | |
| 01722.430000 | K214024 | D03 | 400 V | 100 A | 1 | Cross section 10 to 50 mm ² | Clamp strap with 2 screws / screw terminal | 10 | 250 g |



01738.250000

Size D02 triple-pole fuse-bases without touch protection

| Catalog number | Item number | Size | Rated voltage AC (IEC) | Rated current I _n | Number of poles/phases | Connection | Cable termination | Package | Weight |
|-----------------------|-------------|------|------------------------|------------------------------|------------------------|---|----------------------------|---------|--------|
| snap-on fixing | | | | | | | | | |
| 01738.250000 | B218110 | D02 | 400 V | 63 A | 1 | Cross section 1,5 to 25 mm ² | Clamp straps with 2 screws | 5 | 42.6 g |
| screw mounting | | | | | | | | | |
| 01738.200000 | Z217602 | D02 | 400 V | 63 A | 1 | Cross section 1,5 to 25 mm ² | Clamp straps with 2 screws | 5 | 41.6 g |



01732.700000

Size D01-D03 cover caps for touch protection

| Catalog number | Item number | Size | Number of poles/phases | Package | Weight |
|--|-------------|--------|------------------------|---------|--------|
| Base Size D01/D02, triple-pole (standard), write on | | | | | |
| 01732.700000 | M216579 | D01/02 | 3 | 20 | 22.7 g |
| Base Size D01/D02, single-pole (standard), write on | | | | | |
| 01718.700000 | V200670 | D01/02 | 1 | 50 | 9.6 g |
| Base Size D03, single-pole | | | | | |
| 01728.000000 | V211986 | D03 | 1 | 40 | 20.5 g |

MERSEN reserves the right to change, update or correct, without notice, any information contained in this datasheet.

NEOZED D0 fuse-bases 400VAC

ACCESSORIES



D0 screw caps 400V AC synthetic

| Catalog number | Item number | Features | Package | Weight |
|----------------|-------------|--|---------|--------|
| 01714.000200 | E212501 | D01, E14, 16A, with testing hole | 20 | 11.8 g |
| 01715.000200 | P211981 | D02, E18, 63A, with testing hole | 20 | 11.6 g |
| 11714.000220 | R214536 | D01, E14, 16A, with sealing and testing hole | 20 | 11.6 g |
| 11715.000220 | S214537 | D02, E18, 63A, with sealing and testing hole | 20 | 11.6 g |
| 01715.000000 | L206435 | D02, E18, 63A, without testing hole | 20 | 12 g |
| 01715.890200 | M214026 | D02, E18, 63A, with adapter insert for fuse links size D01 | 20 | 12.4 g |



D0 screw caps 400/440 VAC, 250 V DC porcelain, with removal grips

| Catalog number | Item number | Features | Package | Weight |
|----------------|-------------|-------------------------------------|---------|--------|
| 01770.000200 | F1033740 | D01, E14, 16A, with testing hole | 20 | 16.4 g |
| 01711.000200 | T215044 | D02, E18, 63A, with testing hole | 20 | 18.5 g |
| 01712.000200 | V215045 | D03, M30x2, 100A, with testing hole | 10 | 84 g |



D0 cartridge ring adapter inserts D01 E14

| Catalog number | Item number | Features | Package | Weight |
|----------------|-------------|------------------|---------|--------|
| 01705.002000 | J216576 | 2A, pink | 50 | 0.4 g |
| 01705.004000 | J219681 | 4A, brown | 50 | 0.4 g |
| 01705.006000 | P206438 | 6A, green | 50 | 0.4 g |
| 01705.010000 | M213014 | 10A, red | 50 | 0.4 g |
| 01716.000000 | X222936 | Screw cap wrench | 1 | 30 g |



D0 cartridge ring adapter inserts D02 E18



| Catalog number | Item number | Application | Features | Package | Weight |
|----------------|-------------|--------------------------------------|-------------|---------|--------|
| 01706.002000 | K216577 | For D01 fuse links in D02 fuse bases | 2A, pink | 50 | 0.6 g |
| 01706.004000 | S222127 | For D01 fuse links in D02 fuse bases | 4A, brown | 50 | 0.6 g |
| 01706.006000 | R211983 | For D01 fuse links in D02 fuse bases | 6A, green | 50 | 0.6 g |
| 01706.010000 | H216069 | For D01 fuse links in D02 fuse bases | 10A, red | 50 | 0.6 g |
| 01706.016000 | Q218629 | For D01 fuse links in D02 fuse bases | 16A, grey | 50 | 0.5 g |
| 01706.020000 | S200668 | For D02 fuse links | 20A, blue | 50 | 0.5 g |
| 01706.025000 | R213524 | For D02 fuse links | 25A, yellow | 50 | 0.6 g |
| 01706.035000 | J216070 | For D02 fuse links | 35A, black | 50 | 0.5 g |
| 01706.050000 | R218630 | For D02 fuse links | 50A, white | 50 | 0.6 g |

D0 cartridge ring adapter inserts D03 M30x2



| Catalog number | Item number | Features | Package | Weight |
|----------------|-------------|-------------|---------|--------|
| 01707.080000 | T200669 | 80A, silver | 20 | 1.6 g |

MERSEN reserves the right to change, update or correct, without notice, any information contained in this datasheet.

NEOZED D0 fuse-bases 400VAC

ACCESSORIES



01714.800000



01715.810000



01714.830000



01713.000000



01708.000000

Locking devices

| Catalog number | Item number | Features | Package | Weight |
|----------------|-------------|---|---------|--------|
| 01714.810000 | P213062E | Locking cap for D01 E14 fuse-bases | 5 | 12.4 g |
| 01714.800000 | D212546E | Locking cap for D01 E14 fuse-bases for authorized personal only (EVU) | 5 | 12.2 g |
| 01715.810000 | Y215094E | Locking cap for D02 E18 fuse-bases | 5 | 13.7 g |
| 01715.800000 | R214582E | Locking cap for D02 E18 fuse-bases for authorized personal only (EVU) | 5 | 14 g |
| 01714.830000 | J214069A | Special key for locking caps | 1 | 45 g |

Adapter inserts

| Catalog number | Item number | Features | Package | Weight |
|----------------|-------------|---|---------|--------|
| 01709.000000 | P214028 | Adapter for Size D02 fuse-links in Size D03 bases | 25 | 1.3 g |
| 01713.000000 | Z215049 | Adapter for Size D01 fuse-links in Size D02 bases | 50 | 0.9 g |
| 01733.000000 | J218117 | Adapter for Size D01 fuse-links in DL-bases | 100 | 0.2 g |

Adapter removal and fitting devices

| Catalog number | Item number | Features | Package | Weight |
|----------------|-------------|--|---------|--------|
| 01708.000000 | J212505 | Screw removal and insertion key to remove and insert cartridge ring adapter inserts size D01-D03 | 1 | 19.7 g |

LINOCUR®

PRODUCT RANGE

Size D02 63A 230VAC/440VAC



05861.063000

D0 Linocur® D02 230 to 400VAC, 65VDC

| Catalog number | Item number | Rated current I _n | Number of poles/ phases | Width | Cross section | Package | Weight |
|----------------|-------------|------------------------------|-------------------------|--------|--------------------|---------|--------|
| 05861.063000 | Z1012620 | 63 A | 1 | 27 mm | 35 mm ² | 3 | 210 g |
| 05862.063000 | J1012606 | 63 A | 2 | 54 mm | 35 mm ² | 2 | 320 g |
| 05863.063000 | B1012622 | 63 A | 3 | 81 mm | 35 mm ² | 1 | 640 g |
| 05861.063100 | H1012628 | 63 A | 1+N | 54 mm | 35 mm ² | 2 | 320 g |
| 05863.063100 | E1012602 | 63 A | 3+N | 108 mm | 35 mm ² | 1 | 640 g |



05863.063000



05864.063000

D0 Linocur® D02 220VDC

| Catalog number | Item number | Rated current I _n | Number of poles/ phases | Width | Cross section | Package | Weight |
|----------------|-------------|------------------------------|-------------------------|--------|--------------------|---------|--------|
| 05864.063000 | L1012608 | 63 A | 4 | 108 mm | 35 mm ² | 1 | 630 g |

D0 Linocur® D02 230VAC to 400VAC, 65VDC, with fuse-links and fixed gauge pieces

05863.050000

| Catalog number | Item number | Rated current I _n | Number of poles/ phases | Width | Cross section | Package | Weight |
|----------------|-------------|------------------------------|-------------------------|-------|--------------------|---------|--------|
| 05861.020000 | M1012609 | 20 A | 1 | 27 mm | 35 mm ² | 3 | 210 g |
| 05861.025000 | A1012621 | 25 A | 1 | 27 mm | 35 mm ² | 3 | 210 g |
| 05862.025000 | B1012760 | 25 A | 2 | 54 mm | 35 mm ² | 2 | 320 g |
| 05863.025000 | G1012627 | 25 A | 3 | 81 mm | 35 mm ² | 1 | 640 g |
| 05861.035000 | N1012610 | 35 A | 1 | 27 mm | 35 mm ² | 3 | 210 g |
| 05862.035000 | D1012624 | 35 A | 2 | 54 mm | 35 mm ² | 2 | 320 g |
| 05863.035000 | E1012625 | 35 A | 3 | 81 mm | 35 mm ² | 1 | 640 g |
| 05861.050000 | C1012761 | 50 A | 1 | 27 mm | 35 mm ² | 3 | 210 g |
| 05862.050000 | D1012762 | 50 A | 2 | 54 mm | 35 mm ² | 2 | 320 g |
| 05863.050000 | P1012611 | 50 A | 3 | 81 mm | 35 mm ² | 1 | 640 g |

D0 Linocur® D02 250VAC to 440 VAC (suitable for marine application)

05863.063040

| Catalog number | Item number | Rated current I _n | Number of poles/ phases | Width | Cross section | Package | Weight |
|----------------|-------------|------------------------------|-------------------------|--------|--------------------|---------|--------|
| 05861.063040 | H1012605 | 63 A | 1 | 27 mm | 35 mm ² | 3 | 140 g |
| 05862.063040 | S1012614 | 63 A | 2 | 54 mm | 35 mm ² | 2 | 320 g |
| 05863.063040 | J1012629 | 63 A | 3 | 81 mm | 35 mm ² | 1 | 640 g |
| 05863.063140 | T1012615 | 63 A | 3+N | 108 mm | 35 mm ² | 1 | 250 g |

LINOCUR®

Size D02 63A 230VAC/440VAC

ACCESSORIES

D/D0 SYSTEM



01713.700000



01715.700000

D0 screw caps 400V AC synthetic

| Catalog number | Item number | Features | Package | Weight |
|----------------|-------------|---|---------|--------|
| 01713.700000 | W1016665 | Reduction Spring, for the use of D01 fuse-links in the bayonet screw cap Size D01 | 10 | 1 g |
| 01715.700000 | K1015206 | Replacement screw cap with sealing hole, without testing hole D02, 63A | 10 | 12.5 g |



01716.000000

D0 cartridge ring adapter inserts D01 E14

| Catalog number | Item number | Features | Package | Weight |
|----------------|-------------|------------------|---------|--------|
| 01716.000000 | X222936 | Screw cap wrench | 1 | 30 g |



01715.710000

01714.830000

Locking devices

| Catalog number | Item number | Design | Features | Rated current I _n | Package | Weight |
|----------------|-------------|--------|--|------------------------------|---------|--------|
| 01715.710000 | L1015207 | - | Locking cap for D0 Linocur, with industrial locking wrench 63A | 63 A | 10 | 6 g |
| 01714.830000 | J214069 | - | Special key for locking caps | - | 1 | 45 g |



02963.000000

Wiring bars

| Catalog number | Item number | Design | Package | Weight |
|----------------|-------------|---|---------|---------|
| 02923.109156 | D302890 | special wiring bar to connect Linocur (27mm) with miniature circuit breakers (18mm) length 140mm, cross section 16mm ² | 5 | 71.1 g |
| 02963.000000 | M215107 | single pole, 16 mm ² , partition 27 mm (distance of poles), peg design, L-shaped | 5 | 170 g |
| 22963.003000 | K302873 | triple pole, 16 mm ² , partition 27 mm (distance of poles), peg design, L-shaped | 5 | 660 g |
| 22963.363000 | L302874 | triple pole, 35 mm ² , partition 27 mm (distance of poles), peg design, L-shaped | 5 | 1 210 g |
| 02901.000000 | E302891 | end cap for single pole wiring bus bar | 10 | 0.4 g |
| 02903.165000 | G302893 | end cap for triple pole wiring bus bars up to 16 mm ² | 10 | 1.8 g |
| 02903.350000 | R302902 | end cap for triple pole wiring bus bars up to 35 mm ² | 10 | 1.5 g |
| 02923.102159 | Z302886 | Eurovario wiring rail - fixed length and may not be cut length 159mm, cross section 10mm ² | 5 | 46.5 g |
| 02923.162159 | A302887 | Eurovario wiring rail - fixed length and may not be cut length 159mm, cross section 16mm ² | 5 | 67.5 g |
| 02923.102243 | B302888 | Eurovario wiring rail - fixed length and may not be cut length 243mm, cross section 10mm ² | 5 | 81.7 g |
| 02923.162243 | C302889 | Eurovario wiring rail - fixed length and may not be cut length 243mm, cross section 16mm ² | 10 | 120 g |



22963.003000



22963.363000



02901.000000



02903.165000

MERSEN reserves the right to change, update or correct, without notice, any information contained in this datasheet.

LINO CUR®

Size D02 63A 230VAC/440VAC

ACCESSORIES



05860.100000

05860.200000



05860.300000



02993.100000

Indication facilities

| Catalog number | Item number | Design | Package | Weight |
|----------------|-------------|--|---------|--------|
| 05860.100000 | G1015203 | Monitoring device for Linocur 2P, 3P, 3P+N Type 1 (switch position), cross section 1,5mm ² , operating voltage 400V +/-10% | 1 | 440 g |
| 05860.200000 | H1015204 | Monitoring device for Linocur 2P, 3P, 3P+N Type 2 (fuse operation), cross section 1,5mm ² , operating voltage 400V +/-10% | 1 | 440 g |
| 05860.300000 | J1015205 | Monitoring device for Linocur 2P, 3P, 3P+N Type 3 (switch position and fuse operation), cross section 1,5mm ² , operating voltage 400V +/-10% | 1 | 440 g |

Terminal clamps

| Catalog number | Item number | Design | Package | Weight |
|----------------|-------------|--|---------|--------|
| 02993.100000 | V1007924 | Connecting terminal 50mm ² , insulated, long, cross section 50mm ² (if 35mm ² rail 2296.363000 is used then in feed terminal required) | 10 | 37.5 g |